

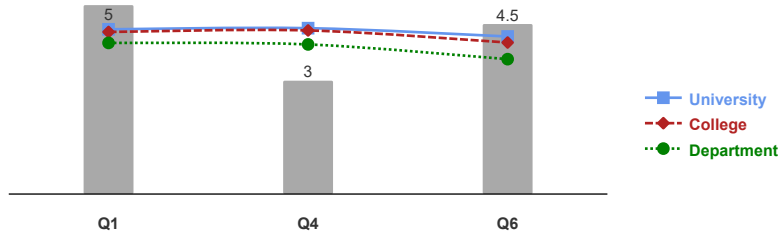
Clemson University

202301 Spring 2023 Evaluations

Course: PHYS-6650-001: Thermo and Stat Mech: 202301-PHYS-6650-001-11253-Oberheide
Instructor: Jens Oberheide *
Response Rate: 2/4 (50.00 %)

At A Glance:Communication

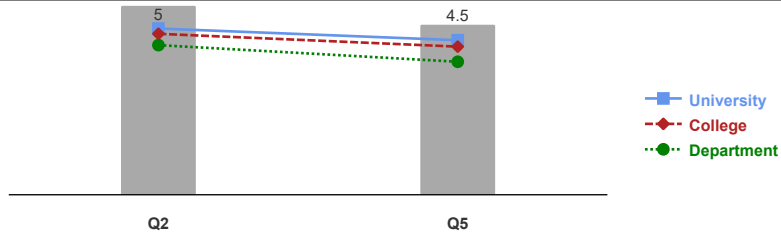
Strongly Agree
Agree
Neutral
Disagree
Strongly Disagree
N/A - Did not have this instructor



Q1 - The instructor clearly communicated what I was expected to learn.
 Q4 - There was a positive interaction between the class and the instructor.
 Q6 - The instructor's verbal communication skills helped me understand the course material.

At A Glance:Course Org and Relevance

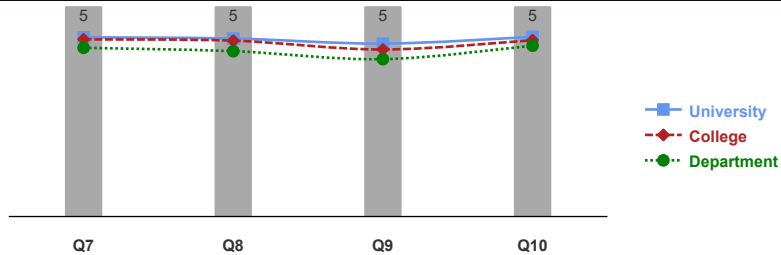
Strongly Agree
Agree
Neutral
Disagree
Strongly Disagree
N/A - Did not have this instructor



Q2 - The instructor made the relevance of the course material clear.
 Q5 - The instructor's teaching methods helped me understand the course material.

At A Glance:Grading and Progress Reports

Strongly Agree
Agree
Neutral
Disagree
Strongly Disagree
N/A - Did not have this instructor or he/she did not grade



Q7 - The instructor clearly explained what was expected on assignments and tests.
 Q8 - The instructor kept me informed about my progress in the course.
 Q9 - The feedback I received on assignments and tests gave me the opportunity to improve my performance.
 Q10 - The instructor's grading procedures gave a fair evaluation of my understanding of the material. (If this instructor did not do any grading, choose not applicable)

Clemson University

202301 Spring 2023 Evaluations

Course: PHYS-6650-001: Thermo and Stat Mech: 202301-PHYS-6650-001-11253-Oberheide
Instructor: Jens Oberheide *
Response Rate: 2/4 (50.00 %)

1 - The instructor clearly communicated what I was expected to learn.

Jens Oberheide

Response Option	Weight	Frequency	Percent	Percent Responses	Means															
Strongly Disagree	(1)	0	0.00%	 	5.00	4.36	4.29	4.00	Question			University			College			Department		
Disagree	(2)	0	0.00%																	
Neutral	(3)	0	0.00%																	
Agree	(4)	0	0.00%																	
Strongly Agree	(5)	2	100.00%																	
N/A - Did not have this instructor	(0)	0	0.00%																	
					0	25	50	100												
Response Rate	Mean	STD	Median	University	Mean	STD	Median	College	Mean	STD	Median	Department	Mean	STD	Median					
2/4 (50.00%)	5.00	0.00	5.00	66208	4.36	0.91	5.00	13662	4.29	0.94	5.00	1923	4.00	1.05	4.00					

2 - The instructor made the relevance of the course material clear.

Jens Oberheide

Response Option	Weight	Frequency	Percent	Percent Responses	Means															
Strongly Disagree	(1)	0	0.00%	 	5.00	4.40	4.26	3.96	Question			University			College			Department		
Disagree	(2)	0	0.00%																	
Neutral	(3)	0	0.00%																	
Agree	(4)	0	0.00%																	
Strongly Agree	(5)	2	100.00%																	
N/A - Did not have this instructor	(0)	0	0.00%																	
					0	25	50	100												
Response Rate	Mean	STD	Median	University	Mean	STD	Median	College	Mean	STD	Median	Department	Mean	STD	Median					
2/4 (50.00%)	5.00	0.00	5.00	66090	4.40	0.88	5.00	13640	4.26	0.96	5.00	1922	3.96	1.06	4.00					

3 - The course was well-organized.

Response Option	Weight	Frequency	Percent	Percent Responses	Means															
Strongly Disagree	(1)	0	0.00%	 	4.50	4.20	4.17	3.90	Question			University			College			Department		
Disagree	(2)	0	0.00%																	
Neutral	(3)	0	0.00%																	
Agree	(4)	1	50.00%																	
Strongly Agree	(5)	1	50.00%																	
N/A - Did not have this instructor	(0)	0	0.00%																	
					0	25	50	100												
Response Rate	Mean	STD	Median	University	Mean	STD	Median	College	Mean	STD	Median	Department	Mean	STD	Median					
2/4 (50.00%)	4.50	0.71	4.50	65997	4.20	0.99	4.00	13619	4.17	0.99	4.00	1910	3.90	1.07	4.00					

4 - There was a positive interaction between the class and the instructor.

Jens Oberheide

Response Option	Weight	Frequency	Percent	Percent Responses	Means															
Strongly Disagree	(1)	1	50.00%	 	3.00	4.39	4.33	3.96	Question			University			College			Department		
Disagree	(2)	0	0.00%																	
Neutral	(3)	0	0.00%																	
Agree	(4)	0	0.00%																	
Strongly Agree	(5)	1	50.00%																	
N/A - Did not have this instructor	(0)	0	0.00%																	
					0	25	50	100												
Response Rate	Mean	STD	Median	University	Mean	STD	Median	College	Mean	STD	Median	Department	Mean	STD	Median					
2/4 (50.00%)	3.00	2.83	3.00	66060	4.39	0.90	5.00	13626	4.33	0.93	5.00	1916	3.96	1.10	4.00					

Clemson University
202301 Spring 2023 Evaluations

Course: PHYS-6650-001: Thermo and Stat Mech: 202301-PHYS-6650-001-11253-Oberheide
Instructor: Jens Oberheide *
Response Rate: 2/4 (50.00 %)

5 - The instructor's teaching methods helped me understand the course material.																		
Jens Oberheide																		
Response Option		Weight	Frequency	Percent	Percent Responses	Means												
Strongly Disagree		(1)	0	0.00%		4.50		4.09			3.92			3.52				
Disagree		(2)	0	0.00%		4.50		4.09			3.92			3.52				
Neutral		(3)	0	0.00%		4.50		4.09			3.92			3.52				
Agree		(4)	1	50.00%		4.50		4.09			3.92			3.52				
Strongly Agree		(5)	1	50.00%		4.50		4.09			3.92			3.52				
N/A - Did not have this instructor		(0)	0	0.00%		4.50		4.09			3.92			3.52				
					0	25	50	100	Question		University			College			Department	
Response Rate	Mean	STD	Median	University	Mean	STD	Median	College	Mean	STD	Median	Department	Mean	STD	Median			
2/4 (50.00%)	4.50	0.71	4.50	66031	4.09	1.10	4.00	13636	3.92	1.20	4.00	1919	3.52	1.31	4.00			

6 - The instructor's verbal communication skills helped me understand the course material.																		
Jens Oberheide																		
Response Option		Weight	Frequency	Percent	Percent Responses	Means												
Strongly Disagree		(1)	0	0.00%		4.50		4.17			4.01			3.57				
Disagree		(2)	0	0.00%		4.50		4.17			4.01			3.57				
Neutral		(3)	0	0.00%		4.50		4.17			4.01			3.57				
Agree		(4)	1	50.00%		4.50		4.17			4.01			3.57				
Strongly Agree		(5)	1	50.00%		4.50		4.17			4.01			3.57				
N/A - Did not have this instructor		(0)	0	0.00%		4.50		4.17			4.01			3.57				
					0	25	50	100	Question		University			College			Department	
Response Rate	Mean	STD	Median	University	Mean	STD	Median	College	Mean	STD	Median	Department	Mean	STD	Median			
2/4 (50.00%)	4.50	0.71	4.50	66054	4.17	1.05	4.00	13632	4.01	1.15	4.00	1919	3.57	1.29	4.00			

7 - The instructor clearly explained what was expected on assignments and tests.																		
Jens Oberheide																		
Response Option		Weight	Frequency	Percent	Percent Responses	Means												
Strongly Disagree		(1)	0	0.00%		5.00		4.26			4.21			4.01				
Disagree		(2)	0	0.00%		5.00		4.26			4.21			4.01				
Neutral		(3)	0	0.00%		5.00		4.26			4.21			4.01				
Agree		(4)	0	0.00%		5.00		4.26			4.21			4.01				
Strongly Agree		(5)	2	100.00%		5.00		4.26			4.21			4.01				
N/A - Did not have this instructor or he/she did not grade		(0)	0	0.00%		5.00		4.26			4.21			4.01				
					0	25	50	100	Question		University			College			Department	
Response Rate	Mean	STD	Median	University	Mean	STD	Median	College	Mean	STD	Median	Department	Mean	STD	Median			
2/4 (50.00%)	5.00	0.00	5.00	66038	4.26	1.00	5.00	13631	4.21	1.01	5.00	1919	4.01	1.05	4.00			

Clemson University

202301 Spring 2023 Evaluations

Course: PHYS-6650-001: Thermo and Stat Mech: 202301-PHYS-6650-001-11253-Oberheide
Instructor: Jens Oberheide *
Response Rate: 2/4 (50.00 %)

8 - The instructor kept me informed about my progress in the course.

Jens Oberheide

Response Option	Weight	Frequency	Percent	Percent Responses	Means															
Strongly Disagree	(1)	0	0.00%	 <hr style="width: 50%; margin-left: 0;"/>	5.00	4.23	4.18	3.93	Question			University			College			Department		
Disagree	(2)	0	0.00%																	
Neutral	(3)	0	0.00%																	
Agree	(4)	0	0.00%																	
Strongly Agree	(5)	2	100.00%																	
N/A - Did not have this instructor	(0)	0	0.00%																	
					0	25	50	100												
Response Rate	Mean	STD	Median	University	Mean	STD	Median	College	Mean	STD	Median	Department	Mean	STD	Median					
2/4 (50.00%)	5.00	0.00	5.00	66060	4.23	0.98	5.00	13632	4.18	0.99	4.00	1919	3.93	1.05	4.00					

9 - The feedback I received on assignments and tests gave me the opportunity to improve my performance.

Jens Oberheide

Response Option	Weight	Frequency	Percent	Percent Responses	Means															
Strongly Disagree	(1)	0	0.00%	 <hr style="width: 50%; margin-left: 0;"/>	5.00	4.11	3.97	3.74	Question			University			College			Department		
Disagree	(2)	0	0.00%																	
Neutral	(3)	0	0.00%																	
Agree	(4)	0	0.00%																	
Strongly Agree	(5)	2	100.00%																	
N/A - Did not have this instructor or he/she did not grade	(0)	0	0.00%																	
					0	25	50	100												
Response Rate	Mean	STD	Median	University	Mean	STD	Median	College	Mean	STD	Median	Department	Mean	STD	Median					
2/4 (50.00%)	5.00	0.00	5.00	66053	4.11	1.05	4.00	13633	3.97	1.11	4.00	1919	3.74	1.15	4.00					

10 - The instructor's grading procedures gave a fair evaluation of my understanding of the material. (If this instructor did not do any grading, choose not applicable)

Jens Oberheide

Response Option	Weight	Frequency	Percent	Percent Responses	Means															
Strongly Disagree	(1)	0	0.00%	 <hr style="width: 50%; margin-left: 0;"/>	5.00	4.27	4.19	4.06	Question			University			College			Department		
Disagree	(2)	0	0.00%																	
Neutral	(3)	0	0.00%																	
Agree	(4)	0	0.00%																	
Strongly Agree	(5)	2	100.00%																	
N/A - Did not have this instructor or he/she did not grade	(0)	0	0.00%																	
					0	25	50	100												
Response Rate	Mean	STD	Median	University	Mean	STD	Median	College	Mean	STD	Median	Department	Mean	STD	Median					
2/4 (50.00%)	5.00	0.00	5.00	65986	4.27	0.95	5.00	13609	4.19	0.97	4.00	1917	4.06	0.97	4.00					

11 - How much work did you put into this course relative to your other courses?

Response Option	Weight	Frequency	Percent	Percent Responses	Means															
Much less work in this course	(1)	0	0.00%	 <hr style="width: 50%; margin-left: 0;"/>	4.00	3.28	3.63	3.51	Question			University			College			Department		
Less work in this course	(2)	0	0.00%																	
About the same	(3)	0	0.00%																	
More work in this course	(4)	2	100.00%																	
Much more work in this course	(5)	0	0.00%																	
									0	25	50	100								
Response Rate	Mean	STD	Median	University	Mean	STD	Median	College	Mean	STD	Median	Department	Mean	STD	Median					
2/4 (50.00%)	4.00	0.00	4.00	66024	3.28	0.97	3.00	13618	3.63	0.94	4.00	1910	3.51	0.94	4.00					

Clemson University
202301 Spring 2023 Evaluations

Course: PHYS-6650-001: Thermo and Stat Mech: 202301-PHYS-6650-001-11253-Oberheide
Instructor: Jens Oberheide *
Response Rate: 2/4 (50.00 %)

12 - How difficult was this course for you relative to your other courses?																
Response Option		Weight	Frequency	Percent	Percent Responses	Means										
Much easier than other courses		(1)	0	0.00%												
Somewhat easier than other courses		(2)	0	0.00%												
About the same		(3)	0	0.00%												
More difficult than other courses		(4)	2	100.00%												
Much more difficult than other courses		(5)	0	0.00%												
Not sure/New student at CU		(0)	0	0.00%												
					0	25	50	100	Question		University		College		Department	
Response Rate	Mean	STD	Median	University	Mean	STD	Median	College	Mean	STD	Median	Department	Mean	STD	Median	
2/4 (50.00%)	4.00	0.00	4.00	66081	3.20	1.07	3.00	13635	3.67	1.02	4.00	1916	3.59	0.99	4.00	

13 - Was this course required to graduate?																
Response Option		Weight	Frequency	Percent	Percent Responses	Means										
Yes		(1)	0	0.00%												
No		(2)	2	100.00%												
					0	25	50	100								
Response Rate																
2/4 (50.00%)																

14 - Was this course in your major?																
Response Option		Weight	Frequency	Percent	Percent Responses	Means										
Yes		(1)	1	50.00%												
No		(2)	1	50.00%												
					0	25	50	100								
Response Rate																
2/4 (50.00%)																

15 - Was this course team-taught?																
Response Option		Weight	Frequency	Percent	Percent Responses	Means										
Yes		(1)	0	0.00%												
No		(2)	2	100.00%												
					0	25	50	100								
Response Rate																
2/4 (50.00%)																

16 - Please indicate your satisfaction with the availability of the instructor outside the classroom by choosing one response from the scale. In selecting your rating, consider the instructor's availability via established office hours, appointments, and other opportunities for face-to-face interaction as well as via telephone, email, fax and other means.																
Response Option		Weight	Frequency	Percent	Percent Responses	Means										
Very Dissatisfied		(1)	0	0.00%												
Dissatisfied		(2)	0	0.00%												
Satisfied		(3)	0	0.00%												
Very Satisfied		(4)	2	100.00%												
					0	25	50	100	Question		University		College		Department	
Response Rate	Mean	STD	Median	University	Mean	STD	Median	College	Mean	STD	Median	Department	Mean	STD	Median	
2/4 (50.00%)	4.00	0.00	4.00	65717	3.42	0.64	3.00	13547	3.36	0.64	3.00	1902	3.17	0.65	3.00	

Clemson University
202301 Spring 2023 Evaluations

Course: PHYS-6650-001: Thermo and Stat Mech: 202301-PHYS-6650-001-11253-Oberheide
Instructor: Jens Oberheide *
Response Rate: 2/4 (50.00 %)

17 - Please comment on the strengths of the instructor and the course.

Jens Oberheide

Response Rate	2/4 (50%)
----------------------	-----------

- Dr. Oberheide is amazing. I really enjoyed taking the course with him. He starts with basic concepts and his mechanism of teaching is clear and well organized.
- The course materials are very professional. The instructor has quick responses to questions and problem from the students.

18 - Please comment on the weaknesses of the instructor and the course.

Jens Oberheide

Response Rate	2/4 (50%)
----------------------	-----------

- No weakness
- The class speed is a bit fast to follow sometimes.

19 - Please comment on any teaching methods you found particularly helpful, and suggest alternative methods that you feel would improve the course.

Response Rate	2/4 (50%)
----------------------	-----------

- Writing on the board is the most important thing that helps students keep up with the course flow.
- The notes-taking assignment and projects help a lot in improving students' comprehensive skills.

20 - Would you recommend this instructor to a friend? Yes or no? Why?

Jens Oberheide

Response Rate	2/4 (50%)
----------------------	-----------

- Definitely yes
- Yes.

Mean of Means Calculations	Mean	University	College	Department
Overall Average	4.67	4.25	4.15	3.86