

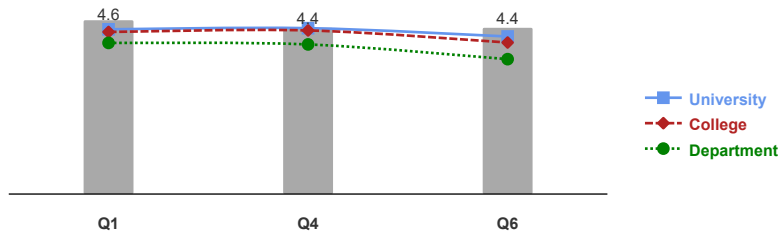
Clemson University

202301 Spring 2023 Evaluations

Course: PHYS-4650-001: Thermo and Stat Mech: 202301-PHYS-4650-001-11250-Oberheide
Instructor: Jens Oberheide *
Response Rate: 5/17 (29.41 %)

At A Glance:Communication

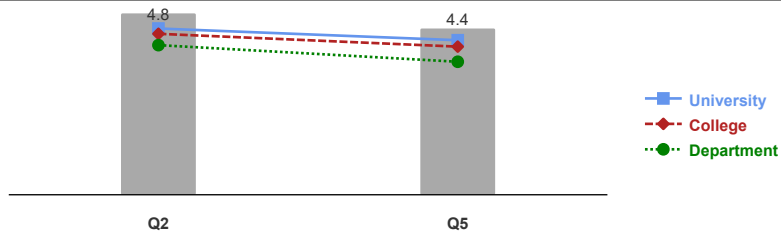
Strongly Agree
Agree
Neutral
Disagree
Strongly Disagree
N/A - Did not have this instructor



Q1 - The instructor clearly communicated what I was expected to learn.
 Q4 - There was a positive interaction between the class and the instructor.
 Q6 - The instructor's verbal communication skills helped me understand the course material.

At A Glance:Course Org and Relevance

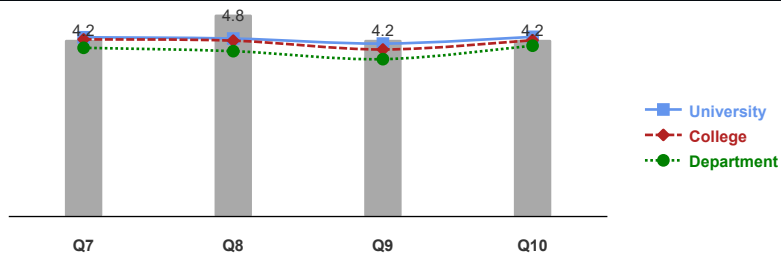
Strongly Agree
Agree
Neutral
Disagree
Strongly Disagree
N/A - Did not have this instructor



Q2 - The instructor made the relevance of the course material clear.
 Q5 - The instructor's teaching methods helped me understand the course material.

At A Glance:Grading and Progress Reports

Strongly Agree
Agree
Neutral
Disagree
Strongly Disagree
N/A - Did not have this instructor or he/she did not grade



Q7 - The instructor clearly explained what was expected on assignments and tests.
 Q8 - The instructor kept me informed about my progress in the course.
 Q9 - The feedback I received on assignments and tests gave me the opportunity to improve my performance.
 Q10 - The instructor's grading procedures gave a fair evaluation of my understanding of the material. (If this instructor did not do any grading, choose not applicable)

Clemson University

202301 Spring 2023 Evaluations

Course: PHYS-4650-001: Thermo and Stat Mech: 202301-PHYS-4650-001-11250-Oberheide
Instructor: Jens Oberheide *
Response Rate: 5/17 (29.41 %)

1 - The instructor clearly communicated what I was expected to learn.

Jens Oberheide

Response Option	Weight	Frequency	Percent	Percent Responses	Means													
Strongly Disagree	(1)	0	0.00%															
Disagree	(2)	0	0.00%															
Neutral	(3)	0	0.00%															
Agree	(4)	2	40.00%	■														
Strongly Agree	(5)	3	60.00%	■														
N/A - Did not have this instructor	(0)	0	0.00%															
					0 25 50 100	Question	University			College			Department					
Response Rate	Mean	STD	Median	University	Mean	STD	Median	College	Mean	STD	Median	Department	Mean	STD	Median			
5/17 (29.41%)	4.60	0.55	5.00	66208	4.36	0.91	5.00	13662	4.29	0.94	5.00	1923	4.00	1.05	4.00			

2 - The instructor made the relevance of the course material clear.

Jens Oberheide

Response Option	Weight	Frequency	Percent	Percent Responses	Means													
Strongly Disagree	(1)	0	0.00%															
Disagree	(2)	0	0.00%															
Neutral	(3)	0	0.00%															
Agree	(4)	1	20.00%	■														
Strongly Agree	(5)	4	80.00%	■														
N/A - Did not have this instructor	(0)	0	0.00%															
					0 25 50 100	Question	University			College			Department					
Response Rate	Mean	STD	Median	University	Mean	STD	Median	College	Mean	STD	Median	Department	Mean	STD	Median			
5/17 (29.41%)	4.80	0.45	5.00	66090	4.40	0.88	5.00	13640	4.26	0.96	5.00	1922	3.96	1.06	4.00			

3 - The course was well-organized.

Response Option	Weight	Frequency	Percent	Percent Responses	Means													
Strongly Disagree	(1)	0	0.00%															
Disagree	(2)	0	0.00%															
Neutral	(3)	0	0.00%															
Agree	(4)	1	20.00%	■														
Strongly Agree	(5)	4	80.00%	■														
N/A - Did not have this instructor	(0)	0	0.00%															
					0 25 50 100	Question	University			College			Department					
Response Rate	Mean	STD	Median	University	Mean	STD	Median	College	Mean	STD	Median	Department	Mean	STD	Median			
5/17 (29.41%)	4.80	0.45	5.00	65997	4.20	0.99	4.00	13619	4.17	0.99	4.00	1910	3.90	1.07	4.00			

4 - There was a positive interaction between the class and the instructor.

Jens Oberheide

Response Option	Weight	Frequency	Percent	Percent Responses	Means													
Strongly Disagree	(1)	0	0.00%															
Disagree	(2)	0	0.00%															
Neutral	(3)	0	0.00%															
Agree	(4)	3	60.00%	■														
Strongly Agree	(5)	2	40.00%	■														
N/A - Did not have this instructor	(0)	0	0.00%															
					0 25 50 100	Question	University			College			Department					
Response Rate	Mean	STD	Median	University	Mean	STD	Median	College	Mean	STD	Median	Department	Mean	STD	Median			
5/17 (29.41%)	4.40	0.55	4.00	66060	4.39	0.90	5.00	13626	4.33	0.93	5.00	1916	3.96	1.10	4.00			

Clemson University
202301 Spring 2023 Evaluations

Course: PHYS-4650-001: Thermo and Stat Mech: 202301-PHYS-4650-001-11250-Oberheide
Instructor: Jens Oberheide *
Response Rate: 5/17 (29.41 %)

5 - The instructor's teaching methods helped me understand the course material.																
Jens Oberheide																
Response Option		Weight	Frequency	Percent	Percent Responses	Means										
Strongly Disagree		(1)	0	0.00%		4.40	University		College		Department					
Disagree		(2)	0	0.00%		4.09	University		College		Department					
Neutral		(3)	0	0.00%		3.92	University		College		Department					
Agree		(4)	3	60.00%		3.52	University		College		Department					
Strongly Agree		(5)	2	40.00%			University		College		Department					
N/A - Did not have this instructor		(0)	0	0.00%			University		College		Department					
Response Rate		Mean	STD	Median	University	Mean	STD	Median	College	Mean	STD	Median	Department	Mean	STD	Median
5/17 (29.41%)		4.40	0.55	4.00	66031	4.09	1.10	4.00	13636	3.92	1.20	4.00	1919	3.52	1.31	4.00

6 - The instructor's verbal communication skills helped me understand the course material.																
Jens Oberheide																
Response Option		Weight	Frequency	Percent	Percent Responses	Means										
Strongly Disagree		(1)	0	0.00%		4.40	University		College		Department					
Disagree		(2)	0	0.00%		4.17	University		College		Department					
Neutral		(3)	0	0.00%		4.01	University		College		Department					
Agree		(4)	3	60.00%		3.57	University		College		Department					
Strongly Agree		(5)	2	40.00%			University		College		Department					
N/A - Did not have this instructor		(0)	0	0.00%			University		College		Department					
Response Rate		Mean	STD	Median	University	Mean	STD	Median	College	Mean	STD	Median	Department	Mean	STD	Median
5/17 (29.41%)		4.40	0.55	4.00	66054	4.17	1.05	4.00	13632	4.01	1.15	4.00	1919	3.57	1.29	4.00

7 - The instructor clearly explained what was expected on assignments and tests.																
Jens Oberheide																
Response Option		Weight	Frequency	Percent	Percent Responses	Means										
Strongly Disagree		(1)	0	0.00%		4.20	University		College		Department					
Disagree		(2)	0	0.00%		4.26	University		College		Department					
Neutral		(3)	1	20.00%		4.21	University		College		Department					
Agree		(4)	2	40.00%		4.01	University		College		Department					
Strongly Agree		(5)	2	40.00%			University		College		Department					
N/A - Did not have this instructor or he/she did not grade		(0)	0	0.00%			University		College		Department					
Response Rate		Mean	STD	Median	University	Mean	STD	Median	College	Mean	STD	Median	Department	Mean	STD	Median
5/17 (29.41%)		4.20	0.84	4.00	66038	4.26	1.00	5.00	13631	4.21	1.01	5.00	1919	4.01	1.05	4.00

Clemson University
202301 Spring 2023 Evaluations

Course: PHYS-4650-001: Thermo and Stat Mech: 202301-PHYS-4650-001-11250-Oberheide
Instructor: Jens Oberheide *
Response Rate: 5/17 (29.41 %)

8 - The instructor kept me informed about my progress in the course.

Jens Oberheide

Response Option	Weight	Frequency	Percent	Percent Responses	Means														
Strongly Disagree	(1)	0	0.00%			Question			University			College			Department				
Disagree	(2)	0	0.00%			Mean	STD	Median	Mean	STD	Median	Mean	STD	Median					
Neutral	(3)	0	0.00%			66060	0.45	5.00	4.23	0.98	5.00	4.18	0.99	4.00	1919	3.93	1.05	4.00	
Agree	(4)	1	20.00%			13632													
Strongly Agree	(5)	4	80.00%																
N/A - Did not have this instructor	(0)	0	0.00%																
Response Rate					Mean	STD	Median	University	Mean	STD	Median	College	Mean	STD	Median	Department			
5/17 (29.41%)					4.80	0.45	5.00	66060	4.23	0.98	5.00	13632	4.18	0.99	4.00	1919	3.93	1.05	4.00

9 - The feedback I received on assignments and tests gave me the opportunity to improve my performance.

Jens Oberheide

Response Option	Weight	Frequency	Percent	Percent Responses	Means														
Strongly Disagree	(1)	0	0.00%			Question			University			College			Department				
Disagree	(2)	0	0.00%			Mean	STD	Median	Mean	STD	Median	Mean	STD	Median					
Neutral	(3)	1	20.00%			66053	0.84	4.00	4.11	1.05	4.00	3.97	1.11	4.00	1919	3.74	1.15	4.00	
Agree	(4)	2	40.00%			13633													
Strongly Agree	(5)	2	40.00%																
N/A - Did not have this instructor or he/she did not grade	(0)	0	0.00%																
Response Rate					Mean	STD	Median	University	Mean	STD	Median	College	Mean	STD	Median	Department			
5/17 (29.41%)					4.20	0.84	4.00	66053	4.11	1.05	4.00	13633	3.97	1.11	4.00	1919	3.74	1.15	4.00

10 - The instructor's grading procedures gave a fair evaluation of my understanding of the material. (If this instructor did not do any grading, choose not applicable)

Jens Oberheide

Response Option	Weight	Frequency	Percent	Percent Responses	Means														
Strongly Disagree	(1)	0	0.00%			Question			University			College			Department				
Disagree	(2)	0	0.00%			Mean	STD	Median	Mean	STD	Median	Mean	STD	Median					
Neutral	(3)	0	0.00%			65986	0.45	4.00	4.27	0.95	5.00	4.19	0.97	4.00	1917	4.06	0.97	4.00	
Agree	(4)	4	80.00%			13609													
Strongly Agree	(5)	1	20.00%																
N/A - Did not have this instructor or he/she did not grade	(0)	0	0.00%																
Response Rate					Mean	STD	Median	University	Mean	STD	Median	College	Mean	STD	Median	Department			
5/17 (29.41%)					4.20	0.45	4.00	65986	4.27	0.95	5.00	13609	4.19	0.97	4.00	1917	4.06	0.97	4.00

11 - How much work did you put into this course relative to your other courses?

Response Option	Weight	Frequency	Percent	Percent Responses	Means														
Much less work in this course	(1)	0	0.00%			Question			University			College			Department				
Less work in this course	(2)	0	0.00%			Mean	STD	Median	Mean	STD	Median	Mean	STD	Median					
About the same	(3)	0	0.00%			66024	0.00	4.00	3.28	0.97	3.00	3.63	0.94	4.00	1910	3.51	0.94	4.00	
More work in this course	(4)	5	100.00%			13618													
Much more work in this course	(5)	0	0.00%																
N/A - Did not have this instructor or he/she did not grade	(0)	0	0.00%																
Response Rate					Mean	STD	Median	University	Mean	STD	Median	College	Mean	STD	Median	Department			
5/17 (29.41%)					4.00	0.00	4.00	66024	3.28	0.97	3.00	13618	3.63	0.94	4.00	1910	3.51	0.94	4.00

Clemson University
202301 Spring 2023 Evaluations

Course: PHYS-4650-001: Thermo and Stat Mech: 202301-PHYS-4650-001-11250-Oberheide
Instructor: Jens Oberheide *
Response Rate: 5/17 (29.41 %)

12 - How difficult was this course for you relative to your other courses?																		
Response Option		Weight	Frequency	Percent	Percent Responses	Means												
Much easier than other courses		(1)	0	0.00%														
Somewhat easier than other courses		(2)	0	0.00%														
About the same		(3)	0	0.00%														
More difficult than other courses		(4)	5	100.00%														
Much more difficult than other courses		(5)	0	0.00%														
Not sure/New student at CU		(0)	0	0.00%														
<div style="display: flex; justify-content: space-between; width: 100%;"> 0 25 50 100 Question University College Department </div>																		
Response Rate	Mean	STD	Median	University	Mean	STD	Median	College	Mean	STD	Median	Department	Mean	STD	Median			
5/17 (29.41%)	4.00	0.00	4.00	66081	3.20	1.07	3.00	13635	3.67	1.02	4.00	1916	3.59	0.99	4.00			

13 - Was this course required to graduate?						
Response Option		Weight	Frequency	Percent	Percent Responses	Means
Yes		(1)	4	80.00%		
No		(2)	1	20.00%		
<div style="display: flex; justify-content: space-between; width: 100%;"> 0 25 50 100 </div>						
Response Rate						
5/17 (29.41%)						

14 - Was this course in your major?						
Response Option		Weight	Frequency	Percent	Percent Responses	Means
Yes		(1)	4	100.00%		
No		(2)	0	0.00%		
<div style="display: flex; justify-content: space-between; width: 100%;"> 0 25 50 100 </div>						
Response Rate						
4/17 (23.53%)						

15 - Was this course team-taught?						
Response Option		Weight	Frequency	Percent	Percent Responses	Means
Yes		(1)	0	0.00%		
No		(2)	5	100.00%		
<div style="display: flex; justify-content: space-between; width: 100%;"> 0 25 50 100 </div>						
Response Rate						
5/17 (29.41%)						

16 - Please indicate your satisfaction with the availability of the instructor outside the classroom by choosing one response from the scale. In selecting your rating, consider the instructor's availability via established office hours, appointments, and other opportunities for face-to-face interaction as well as via telephone, email, fax and other means.																		
Response Option		Weight	Frequency	Percent	Percent Responses	Means												
Very Dissatisfied		(1)	0	0.00%														
Dissatisfied		(2)	0	0.00%														
Satisfied		(3)	2	40.00%														
Very Satisfied		(4)	3	60.00%														
<div style="display: flex; justify-content: space-between; width: 100%;"> 0 25 50 100 Question University College Department </div>																		
Response Rate	Mean	STD	Median	University	Mean	STD	Median	College	Mean	STD	Median	Department	Mean	STD	Median			
5/17 (29.41%)	3.60	0.55	4.00	65717	3.42	0.64	3.00	13547	3.36	0.64	3.00	1902	3.17	0.65	3.00			

Clemson University

202301 Spring 2023 Evaluations

Course: PHYS-4650-001: Thermo and Stat Mech: 202301-PHYS-4650-001-11250-Oberheide
Instructor: Jens Oberheide *
Response Rate: 5/17 (29.41 %)

17 - Please comment on the strengths of the instructor and the course.

Jens Oberheide

Response Rate 5/17 (29.41%)

- Very available and great teaching methods, favorite physics professor I've had so far
- Dr. Oberheide clearly understands the nuances of thermodynamics and statistical mechanics. Whenever we asked a question, he gave a clear and concise answer. The homework difficulty was appropriate and helped reinforce concepts mentioned in class, and the notes were a good exercise in Latex
- Dr. Oberheide is very passionate about teaching thermodynamics so this makes the course very intriguing and exciting. He also has an open door policy, which is super helpful if I ever have questions about homework or exams.
- Dr. Oberheide gives good explanations and is always available for office hours. He always stresses the importance of what we are learning and how it is relevant to physics research being done now.
- Professor Oberheide is very kind inside and outside of class. The lectures were very organized and well-taught; he answered questions thoroughly and was very descriptive in his instruction.

18 - Please comment on the weaknesses of the instructor and the course.

Jens Oberheide

Response Rate 4/17 (23.53%)

- Sometimes it felt like the intuition for what we were doing was missing. Also, the instructor can be critical of people who answer questions incorrectly.
- No weaknesses.
- While the course is well explained, the homeworks are very difficult and it is sometimes unclear how to start them.
- Nothing necessarily. Sometimes I didn't understand some of the point reductions on the homework but other than that, great.

19 - Please comment on any teaching methods you found particularly helpful, and suggest alternative methods that you feel would improve the course.

Response Rate 5/17 (29.41%)

- In class explanations we're great
- I liked the number of diagrams that were drawn on the board. Spending more time building an understanding of the concepts alongside mathematics could help make us better physicists.
- I found Dr. Oberheide's lectures to be very helpful.
- I was very motivated by the explanations of the relevance of the subject matter. Coming into the course I expected it to be very boring, but because I knew the relevance I was more motivated to learn and study.
- The lectures were very informative and helpful. I think that the individual class notes were very useful as well.

20 - Would you recommend this instructor to a friend? Yes or no? Why?

Jens Oberheide

Response Rate 5/17 (29.41%)

- Yes, great professor
- Yes. If you are willing to work, going through this class will make you a better problem solver.
- Yes, great professor.
- Yes, I think it was a good introduction to many grad school concepts.
- Yes. The class was good, and Professor Oberheide was a great instructor.

Mean of Means Calculations	Mean	University	College	Department
Overall Average	4.44	4.25	4.15	3.86