

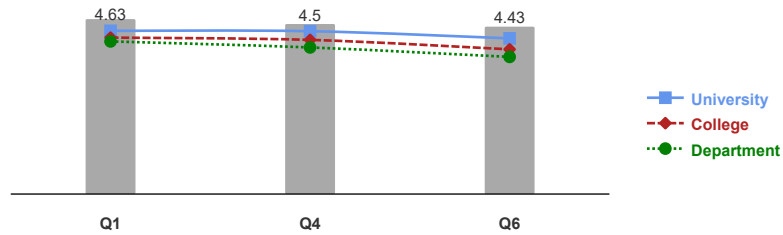
# Clemson University

## 202101 Spring 2021 Evaluations

**Course:** PHYS-2400-001: Phys of Weather-Oberheide: 202101-PHYS-2400-001-11373-Oberheide  
**Instructor:** Jens Oberheide \*  
**Response Rate:** 8/21 (38.10 %)

### At A Glance : Communication

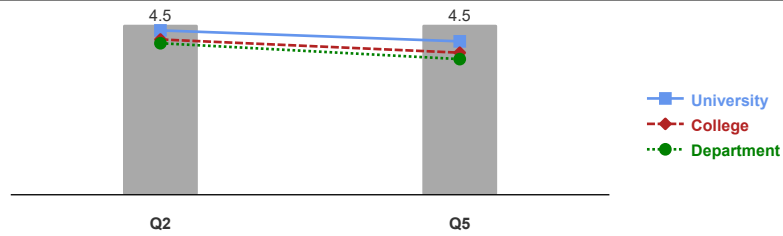
Strongly Agree
Agree
Neutral
Disagree
Strongly Disagree
N/A - Did not have this instructor



Q1 - The instructor clearly communicated what I was expected to learn.  
 Q4 - There was a positive interaction between the class and the instructor.  
 Q6 - The instructor's verbal communication skills helped me understand the course material.

### At A Glance : Course Org and Relevance

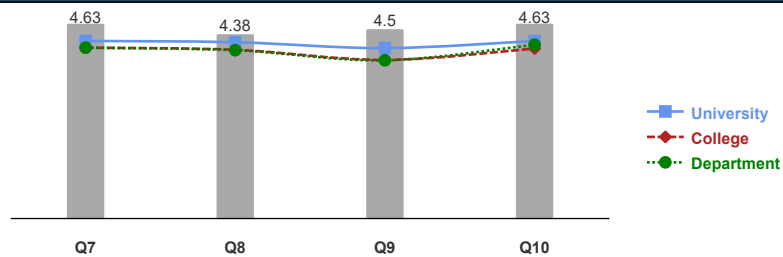
Strongly Agree
Agree
Neutral
Disagree
Strongly Disagree
N/A - Did not have this instructor



Q2 - The instructor made the relevance of the course material clear.  
 Q5 - The instructor's teaching methods helped me understand the course material.

### At A Glance : Grading and Progress Reports

Strongly Agree
Agree
Neutral
Disagree
Strongly Disagree
N/A - Did not have this instructor or he/she did not grade



Q7 - The instructor clearly explained what was expected on assignments and tests.  
 Q8 - The instructor kept me informed about my progress in the course.  
 Q9 - The feedback I received on assignments and tests gave me the opportunity to improve my performance.  
 Q10 - The instructor's grading procedures gave a fair evaluation of my understanding of the material. (If this instructor did not do any grading, choose not applicable)

# Clemson University

## 202101 Spring 2021 Evaluations

**Course:** PHYS-2400-001: Phys of Weather-Oberheide: 202101-PHYS-2400-001-11373-Oberheide  
**Instructor:** Jens Oberheide \*  
**Response Rate:** 8/21 (38.10 %)

1 - The instructor clearly communicated what I was expected to learn.																		
Jens Oberheide																		
Response Option		Weight	Frequency	Percent	Percent Responses	Means												
Strongly Disagree		(1)	0	0.00%		4.63		4.32			4.14			4.04				
Disagree		(2)	0	0.00%		4.63		4.32			4.14			4.04				
Neutral		(3)	0	0.00%		4.63		4.32			4.14			4.04				
Agree		(4)	3	37.50%		4.63		4.32			4.14			4.04				
Strongly Agree		(5)	5	62.50%		4.63		4.32			4.14			4.04				
N/A - Did not have this instructor		(0)	0	0.00%		4.63		4.32			4.14			4.04				
					0	25	50	100	Question		University			College			Department	
Response Rate	Mean	STD	Median	University	Mean	STD	Median	College	Mean	STD	Median	Department	Mean	STD	Median			
8/21 (38.10%)	4.63	0.52	5.00	61855	4.32	0.96	5.00	13804	4.14	1.05	4.00	2180	4.04	0.96	4.00			

2 - The instructor made the relevance of the course material clear.																		
Jens Oberheide																		
Response Option		Weight	Frequency	Percent	Percent Responses	Means												
Strongly Disagree		(1)	0	0.00%		4.50		4.35			4.11			4.01				
Disagree		(2)	0	0.00%		4.50		4.35			4.11			4.01				
Neutral		(3)	0	0.00%		4.50		4.35			4.11			4.01				
Agree		(4)	4	50.00%		4.50		4.35			4.11			4.01				
Strongly Agree		(5)	4	50.00%		4.50		4.35			4.11			4.01				
N/A - Did not have this instructor		(0)	0	0.00%		4.50		4.35			4.11			4.01				
					0	25	50	100	Question		University			College			Department	
Response Rate	Mean	STD	Median	University	Mean	STD	Median	College	Mean	STD	Median	Department	Mean	STD	Median			
8/21 (38.10%)	4.50	0.53	4.50	61734	4.35	0.93	5.00	13787	4.11	1.06	4.00	2180	4.01	0.96	4.00			

3 - The course was well-organized.																		
Jens Oberheide																		
Response Option		Weight	Frequency	Percent	Percent Responses	Means												
Strongly Disagree		(1)	0	0.00%		4.63		4.16			4.00			3.88				
Disagree		(2)	0	0.00%		4.63		4.16			4.00			3.88				
Neutral		(3)	0	0.00%		4.63		4.16			4.00			3.88				
Agree		(4)	3	37.50%		4.63		4.16			4.00			3.88				
Strongly Agree		(5)	5	62.50%		4.63		4.16			4.00			3.88				
N/A - Did not have this instructor		(0)	0	0.00%		4.63		4.16			4.00			3.88				
					0	25	50	100	Question		University			College			Department	
Response Rate	Mean	STD	Median	University	Mean	STD	Median	College	Mean	STD	Median	Department	Mean	STD	Median			
8/21 (38.10%)	4.63	0.52	5.00	61624	4.16	1.02	4.00	13758	4.00	1.10	4.00	2164	3.88	1.04	4.00			

4 - There was a positive interaction between the class and the instructor.																		
Jens Oberheide																		
Response Option		Weight	Frequency	Percent	Percent Responses	Means												
Strongly Disagree		(1)	0	0.00%		4.50		4.31			4.08			3.88				
Disagree		(2)	0	0.00%		4.50		4.31			4.08			3.88				
Neutral		(3)	0	0.00%		4.50		4.31			4.08			3.88				
Agree		(4)	4	50.00%		4.50		4.31			4.08			3.88				
Strongly Agree		(5)	4	50.00%		4.50		4.31			4.08			3.88				
N/A - Did not have this instructor		(0)	0	0.00%		4.50		4.31			4.08			3.88				
					0	25	50	100	Question		University			College			Department	
Response Rate	Mean	STD	Median	University	Mean	STD	Median	College	Mean	STD	Median	Department	Mean	STD	Median			
8/21 (38.10%)	4.50	0.53	4.50	61714	4.31	0.99	5.00	13784	4.08	1.10	4.00	2177	3.88	1.08	4.00			

**Clemson University**  
**202101 Spring 2021 Evaluations**

**Course:** PHYS-2400-001: Phys of Weather-Oberheide: 202101-PHYS-2400-001-11373-Oberheide  
**Instructor:** Jens Oberheide \*  
**Response Rate:** 8/21 (38.10 %)

5 - The instructor's teaching methods helped me understand the course material.																
Jens Oberheide																
Response Option		Weight	Frequency	Percent	Percent Responses	Means										
Strongly Disagree		(1)	0	0.00%		4.50		4.06			3.76			3.59		
Disagree		(2)	0	0.00%		4.50		4.06			3.76			3.59		
Neutral		(3)	1	12.50%		4.50		4.06			3.76			3.59		
Agree		(4)	2	25.00%		4.50		4.06			3.76			3.59		
Strongly Agree		(5)	5	62.50%		4.50		4.06			3.76			3.59		
N/A - Did not have this instructor		(0)	0	0.00%		4.50		4.06			3.76			3.59		
0 25 50 100 Question University College Department																
Response Rate	Mean	STD	Median	University	Mean	STD	Median	College	Mean	STD	Median	Department	Mean	STD	Median	
8/21 (38.10%)	4.50	0.76	5.00	61724	4.06	1.12	4.00	13793	3.76	1.25	4.00	2178	3.59	1.19	4.00	

6 - The instructor's verbal communication skills helped me understand the course material.																
Jens Oberheide																
Response Option		Weight	Frequency	Percent	Percent Responses	Means										
Strongly Disagree		(1)	0	0.00%		4.43		4.12			3.83			3.63		
Disagree		(2)	0	0.00%		4.43		4.12			3.83			3.63		
Neutral		(3)	1	14.29%		4.43		4.12			3.83			3.63		
Agree		(4)	2	28.57%		4.43		4.12			3.83			3.63		
Strongly Agree		(5)	4	57.14%		4.43		4.12			3.83			3.63		
N/A - Did not have this instructor		(0)	0	0.00%		4.43		4.12			3.83			3.63		
0 25 50 100 Question University College Department																
Response Rate	Mean	STD	Median	University	Mean	STD	Median	College	Mean	STD	Median	Department	Mean	STD	Median	
7/21 (33.33%)	4.43	0.79	5.00	61666	4.12	1.09	4.00	13771	3.83	1.21	4.00	2175	3.63	1.17	4.00	

7 - The instructor clearly explained what was expected on assignments and tests.																
Jens Oberheide																
Response Option		Weight	Frequency	Percent	Percent Responses	Means										
Strongly Disagree		(1)	0	0.00%		4.63		4.22			4.06			4.06		
Disagree		(2)	0	0.00%		4.63		4.22			4.06			4.06		
Neutral		(3)	0	0.00%		4.63		4.22			4.06			4.06		
Agree		(4)	3	37.50%		4.63		4.22			4.06			4.06		
Strongly Agree		(5)	5	62.50%		4.63		4.22			4.06			4.06		
N/A - Did not have this instructor or he/she did not grade		(0)	0	0.00%		4.63		4.22			4.06			4.06		
0 25 50 100 Question University College Department																
Response Rate	Mean	STD	Median	University	Mean	STD	Median	College	Mean	STD	Median	Department	Mean	STD	Median	
8/21 (38.10%)	4.63	0.52	5.00	61717	4.22	1.02	5.00	13781	4.06	1.10	4.00	2177	4.06	0.94	4.00	

**Clemson University**  
**202101 Spring 2021 Evaluations**

**Course:** PHYS-2400-001: Phys of Weather-Oberheide: 202101-PHYS-2400-001-11373-Oberheide  
**Instructor:** Jens Oberheide \*  
**Response Rate:** 8/21 (38.10 %)

**8 - The instructor kept me informed about my progress in the course.**

Jens Oberheide

Response Option	Weight	Frequency	Percent	Percent Responses	Means															
Strongly Disagree	(1)	0	0.00%			4.38	4.19	4.01	4.00	Question			University			College			Department	
Disagree	(2)	0	0.00%																	
Neutral	(3)	1	12.50%																	
Agree	(4)	3	37.50%																	
Strongly Agree	(5)	4	50.00%																	
N/A - Did not have this instructor	(0)	0	0.00%																	
<b>Response Rate</b>	<b>Mean</b>	<b>STD</b>	<b>Median</b>	<b>University</b>	<b>Mean</b>	<b>STD</b>	<b>Median</b>	<b>College</b>	<b>Mean</b>	<b>STD</b>	<b>Median</b>	<b>Department</b>	<b>Mean</b>	<b>STD</b>	<b>Median</b>					
8/21 (38.10%)	4.38	0.74	4.50	61719	4.19	1.02	4.00	13782	4.01	1.11	4.00	2178	4.00	0.95	4.00					

**9 - The feedback I received on assignments and tests gave me the opportunity to improve my performance.**

Jens Oberheide

Response Option	Weight	Frequency	Percent	Percent Responses	Means															
Strongly Disagree	(1)	0	0.00%			4.50	4.05	3.77	3.76	Question			University			College			Department	
Disagree	(2)	0	0.00%																	
Neutral	(3)	0	0.00%																	
Agree	(4)	4	50.00%																	
Strongly Agree	(5)	4	50.00%																	
N/A - Did not have this instructor or he/she did not grade	(0)	0	0.00%																	
<b>Response Rate</b>	<b>Mean</b>	<b>STD</b>	<b>Median</b>	<b>University</b>	<b>Mean</b>	<b>STD</b>	<b>Median</b>	<b>College</b>	<b>Mean</b>	<b>STD</b>	<b>Median</b>	<b>Department</b>	<b>Mean</b>	<b>STD</b>	<b>Median</b>					
8/21 (38.10%)	4.50	0.53	4.50	61725	4.05	1.10	4.00	13786	3.77	1.18	4.00	2180	3.76	1.08	4.00					

**10 - The instructor's grading procedures gave a fair evaluation of my understanding of the material. (If this instructor did not do any grading, choose not applicable)**

Jens Oberheide

Response Option	Weight	Frequency	Percent	Percent Responses	Means															
Strongly Disagree	(1)	0	0.00%			4.63	4.22	4.04	4.13	Question			University			College			Department	
Disagree	(2)	0	0.00%																	
Neutral	(3)	0	0.00%																	
Agree	(4)	3	37.50%																	
Strongly Agree	(5)	5	62.50%																	
N/A - Did not have this instructor or he/she did not grade	(0)	0	0.00%																	
<b>Response Rate</b>	<b>Mean</b>	<b>STD</b>	<b>Median</b>	<b>University</b>	<b>Mean</b>	<b>STD</b>	<b>Median</b>	<b>College</b>	<b>Mean</b>	<b>STD</b>	<b>Median</b>	<b>Department</b>	<b>Mean</b>	<b>STD</b>	<b>Median</b>					
8/21 (38.10%)	4.63	0.52	5.00	61671	4.22	0.99	4.00	13782	4.04	1.07	4.00	2176	4.13	0.87	4.00					

**11 - How much work did you put into this course relative to your other courses?**

Response Option	Weight	Frequency	Percent	Percent Responses	Means															
Much less work in this course	(1)	0	0.00%			2.63	3.33	3.66	3.50	Question			University			College			Department	
Less work in this course	(2)	3	37.50%																	
About the same	(3)	5	62.50%																	
More work in this course	(4)	0	0.00%																	
Much more work in this course	(5)	0	0.00%																	
<b>Response Rate</b>	<b>Mean</b>	<b>STD</b>	<b>Median</b>	<b>University</b>						<b>Mean</b>	<b>STD</b>	<b>Median</b>	<b>College</b>	<b>Mean</b>	<b>STD</b>	<b>Median</b>	<b>Department</b>	<b>Mean</b>	<b>STD</b>	<b>Median</b>
8/21 (38.10%)	2.63	0.52	3.00	61661	3.33	0.96	3.00	13770	3.66	0.92	4.00	2166	3.50	0.87	3.00					

**Clemson University**  
**202101 Spring 2021 Evaluations**

**Course:** PHYS-2400-001: Phys of Weather-Oberheide: 202101-PHYS-2400-001-11373-Oberheide  
**Instructor:** Jens Oberheide \*  
**Response Rate:** 8/21 (38.10 %)

12 - How difficult was this course for you relative to your other courses?																
Response Option		Weight	Frequency	Percent	Percent Responses			Means								
Much easier than other courses		(1)	0	0.00%												
Somewhat easier than other courses		(2)	4	50.00%	██████████											
About the same		(3)	2	25.00%	████											
More difficult than other courses		(4)	2	25.00%	████											
Much more difficult than other courses		(5)	0	0.00%												
Not sure/New student at CU		(0)	0	0.00%												
					0	25	50	100	Question		University		College		Department	
Response Rate	Mean	STD	Median	University	Mean	STD	Median	College	Mean	STD	Median	Department	Mean	STD	Median	
8/21 (38.10%)	2.75	0.89	2.50	61732	3.24	1.06	3.00	13790	3.69	0.99	4.00	2171	3.56	0.95	4.00	

13 - Was this course required to graduate?																
Response Option		Weight	Frequency	Percent	Percent Responses			Means								
Yes		(1)	6	75.00%	██████████											
No		(2)	2	25.00%	████											
					0	25	50	100								
Response Rate																
8/21 (38.10%)																

14 - Was this course in your major?																
Response Option		Weight	Frequency	Percent	Percent Responses			Means								
Yes		(1)	3	37.50%	██████											
No		(2)	5	62.50%	██████████											
					0	25	50	100								
Response Rate																
8/21 (38.10%)																

15 - Was this course team-taught?																
Response Option		Weight	Frequency	Percent	Percent Responses			Means								
Yes		(1)	0	0.00%												
No		(2)	6	100.00%	██████████											
					0	25	50	100								
Response Rate																
6/21 (28.57%)																

16 - Please indicate your satisfaction with the availability of the instructor outside the classroom by choosing one response from the scale. In selecting your rating, consider the instructor's availability via established office hours, appointments, and other opportunities for face-to-face interaction as well as via telephone, email, fax and other means.																
Response Option		Weight	Frequency	Percent	Percent Responses			Means								
Very Dissatisfied		(1)	0	0.00%												
Dissatisfied		(2)	0	0.00%												
Satisfied		(3)	4	50.00%	██████████											
Very Satisfied		(4)	4	50.00%	██████████											
					0	25	50	100	Question		University		College		Department	
Response Rate	Mean	STD	Median	University	Mean	STD	Median	College	Mean	STD	Median	Department	Mean	STD	Median	
8/21 (38.10%)	3.50	0.53	3.50	61409	3.41	0.67	3.00	13714	3.28	0.72	3.00	2151	3.21	0.61	3.00	

# Clemson University

## 202101 Spring 2021 Evaluations

**Course:** PHYS-2400-001: Phys of Weather-Oberheide: 202101-PHYS-2400-001-11373-Oberheide  
**Instructor:** Jens Oberheide \*  
**Response Rate:** 8/21 (38.10 %)

### 17 - Please comment on the strengths of the instructor and the course.

**Jens Oberheide**

<b>Response Rate</b>	7/21 (33.33%)
----------------------	---------------

- quick on receiving grades after submitting
- Amazed at how well he timed his lectures. Would only occasionally go over by no more than a minute. Very helpful if people asked questions and conveyed the information in an easy to learn format.
- his course is very organized and the power points well reflect what you are tested on
- Kept the material easy to understand.
- Professor Oberheide was very organized! I really like how he laid out what was expected of us every day before class, during class, and after class so that there was no confusion on when things were due or what would be covered in class.
- He had great presentations, is great about clear communication and reminders over email, and assigns helpful homework.
- Prof Oberheide was very thorough in explaining topics in class. The course itself is light on the math, so a lot of the course relied on our professor's ability to teach, and Prof Oberheide did very well.

### 18 - Please comment on the weaknesses of the instructor and the course.

**Jens Oberheide**

<b>Response Rate</b>	5/21 (23.81%)
----------------------	---------------

- With COVID it was hard for the class to be engaging
- The time allowed for quizzes and tests was very minimal.
- I think this class could've been more participatory. There were times when it felt hard to engage or really pay attention to the lectures because they were long.
- It was hard to understand him sometimes because of the microphone and accent combination. I think if the class were held in a smaller classroom where a microphone was not necessary it would be easier to understand him.
- The only issue I had with the course is that oftentimes we wouldn't get to all the information in class. Portions of the in-class PowerPoint slides weren't explained simply due to time constraints.

### 19 - Please comment on any teaching methods you found particularly helpful, and suggest alternative methods that you feel would improve the course.

<b>Response Rate</b>	5/21 (23.81%)
----------------------	---------------

- I think that if the class wasn't so spread out there would have been better class interaction. Not the instructor's fault but I think interaction would've improved the learning.
- The power points were extremely helpful. The chapter questions were also helpful in learning the info.
- The abundance of multiple choice questions was much appreciated.
- I found the graphs and images in the powerpoints to be helpful. I also liked how we could look back at all of our homework and previous quizzes/exams to study.
- Having the content explained in class and through the textbook really helped me return all the information I needed to excel in the course.

### 20 - Would you recommend this instructor to a friend? Yes or no? Why?

**Jens Oberheide**

<b>Response Rate</b>	6/21 (28.57%)
----------------------	---------------

- yes, it gave me a knowledge and understanding of weather I didn't have prior.
- Absolutely. Respectful and knowledgeable.
- Yes, he is very understanding and knowledgeable about his topic
- Yes, this class is easy to pass if you just do the assignments.
- Yes-- he is very nice and understanding and knows a lot about weather. I really enjoyed having Dr. Oberheide as a professor!
- Yes I would, Prof Oberheide is an excellent instructor and I feel like I learned a lot in this course.

Mean of Means Calculations	Mean	University	College	Department
Overall Average	4.52	4.20	3.98	3.90