

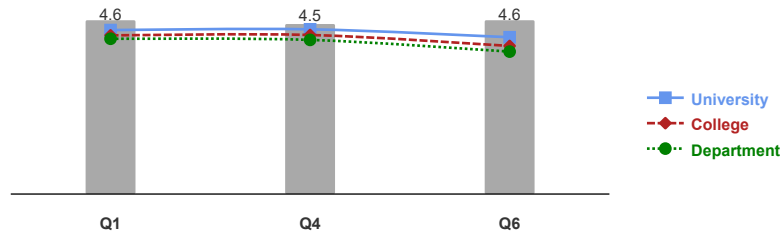
Clemson University

202201 Spring 2022 Evaluations

Course: PHYS-4650-001: Thermo and Stat Mech: 202201-PHYS-4650-001-11318-Oberheide
Instructor: Jens Oberheide *
Response Rate: 10/18 (55.56 %)

At A Glance:Communication

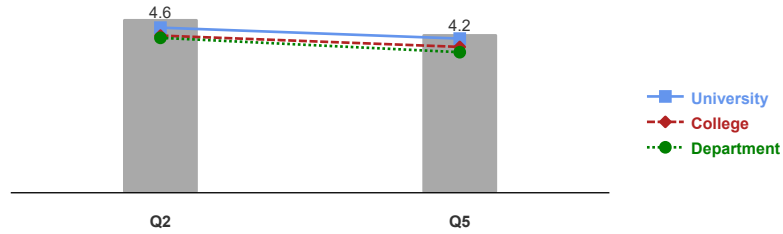
Strongly Agree
Agree
Neutral
Disagree
Strongly Disagree
N/A - Did not have this instructor



Q1 - The instructor clearly communicated what I was expected to learn.
 Q4 - There was a positive interaction between the class and the instructor.
 Q6 - The instructor's verbal communication skills helped me understand the course material.

At A Glance:Course Org and Relevance

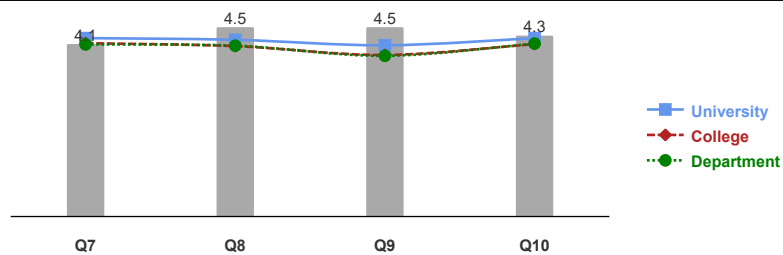
Strongly Agree
Agree
Neutral
Disagree
Strongly Disagree
N/A - Did not have this instructor



Q2 - The instructor made the relevance of the course material clear.
 Q5 - The instructor's teaching methods helped me understand the course material.

At A Glance:Grading and Progress Reports

Strongly Agree
Agree
Neutral
Disagree
Strongly Disagree
N/A - Did not have this instructor or he/she did not grade



Q7 - The instructor clearly explained what was expected on assignments and tests.
 Q8 - The instructor kept me informed about my progress in the course.
 Q9 - The feedback I received on assignments and tests gave me the opportunity to improve my performance.
 Q10 - The instructor's grading procedures gave a fair evaluation of my understanding of the material. (If this instructor did not do any grading, choose not applicable)

Clemson University

202201 Spring 2022 Evaluations

Course: PHYS-4650-001: Thermo and Stat Mech: 202201-PHYS-4650-001-11318-Oberheide
Instructor: Jens Oberheide *
Response Rate: 10/18 (55.56%)

1 - The instructor clearly communicated what I was expected to learn.

Jens Oberheide

Response Option	Weight	Frequency	Percent	Percent Responses	Means																
Strongly Disagree	(1)	0	0.00%			4.60	4.34	4.20	4.11	Question			University			College			Department		
Disagree	(2)	0	0.00%																		
Neutral	(3)	1	10.00%	█																	
Agree	(4)	2	20.00%	██																	
Strongly Agree	(5)	7	70.00%	███████																	
N/A - Did not have this instructor	(0)	0	0.00%																		
Response Rate	Mean	STD	Median	University	Mean	STD	Median	College	Mean	STD	Median	Department	Mean	STD	Median						
10/18 (55.56%)	4.60	0.70	5.00	65538	4.34	0.94	5.00	14504	4.20	1.03	4.00	2479	4.11	0.96	4.00						

2 - The instructor made the relevance of the course material clear.

Jens Oberheide

Response Option	Weight	Frequency	Percent	Percent Responses	Means																
Strongly Disagree	(1)	0	0.00%			4.60	4.37	4.16	4.10	Question			University			College			Department		
Disagree	(2)	0	0.00%																		
Neutral	(3)	1	10.00%	█																	
Agree	(4)	2	20.00%	██																	
Strongly Agree	(5)	7	70.00%	███████																	
N/A - Did not have this instructor	(0)	0	0.00%																		
Response Rate	Mean	STD	Median	University	Mean	STD	Median	College	Mean	STD	Median	Department	Mean	STD	Median						
10/18 (55.56%)	4.60	0.70	5.00	65440	4.37	0.91	5.00	14483	4.16	1.04	4.00	2474	4.10	0.97	4.00						

3 - The course was well-organized.

Response Option	Weight	Frequency	Percent	Percent Responses	Means																
Strongly Disagree	(1)	0	0.00%			4.70	4.19	4.10	4.05	Question			University			College			Department		
Disagree	(2)	0	0.00%																		
Neutral	(3)	0	0.00%																		
Agree	(4)	3	30.00%	███																	
Strongly Agree	(5)	7	70.00%	███████																	
N/A - Did not have this instructor	(0)	0	0.00%																		
Response Rate	Mean	STD	Median	University	Mean	STD	Median	College	Mean	STD	Median	Department	Mean	STD	Median						
10/18 (55.56%)	4.70	0.48	5.00	65322	4.19	1.01	4.00	14462	4.10	1.06	4.00	2463	4.05	0.94	4.00						

4 - There was a positive interaction between the class and the instructor.

Jens Oberheide

Response Option	Weight	Frequency	Percent	Percent Responses	Means																
Strongly Disagree	(1)	0	0.00%			4.50	4.36	4.21	4.08	Question			University			College			Department		
Disagree	(2)	0	0.00%																		
Neutral	(3)	2	20.00%	██																	
Agree	(4)	1	10.00%	█																	
Strongly Agree	(5)	7	70.00%	███████																	
N/A - Did not have this instructor	(0)	0	0.00%																		
Response Rate	Mean	STD	Median	University	Mean	STD	Median	College	Mean	STD	Median	Department	Mean	STD	Median						
10/18 (55.56%)	4.50	0.85	5.00	65413	4.36	0.94	5.00	14477	4.21	1.05	5.00	2469	4.08	0.97	4.00						

Clemson University
202201 Spring 2022 Evaluations

Course: PHYS-4650-001: Thermo and Stat Mech: 202201-PHYS-4650-001-11318-Oberheide
Instructor: Jens Oberheide *
Response Rate: 10/18 (55.56%)

5 - The instructor's teaching methods helped me understand the course material.																	
Jens Oberheide																	
Response Option		Weight	Frequency	Percent	Percent Responses	Means											
Strongly Disagree		(1)	0	0.00%		4.20											
Disagree		(2)	1	10.00%	█	4.08											
Neutral		(3)	2	20.00%	█	3.86											
Agree		(4)	1	10.00%	█	3.72											
Strongly Agree		(5)	6	60.00%	█												
N/A - Did not have this instructor		(0)	0	0.00%													
					0	25	50	100	Question		University			College		Department	
Response Rate	Mean	STD	Median	University	Mean	STD	Median	College	Mean	STD	Median	Department	Mean	STD	Median		
10/18 (55.56%)	4.20	1.14	5.00	65410	4.08	1.12	4.00	14478	3.86	1.23	4.00	2478	3.72	1.20	4.00		

6 - The instructor's verbal communication skills helped me understand the course material.																	
Jens Oberheide																	
Response Option		Weight	Frequency	Percent	Percent Responses	Means											
Strongly Disagree		(1)	0	0.00%		4.60											
Disagree		(2)	0	0.00%		4.15											
Neutral		(3)	1	10.00%	█	3.92											
Agree		(4)	2	20.00%	█	3.77											
Strongly Agree		(5)	7	70.00%	█												
N/A - Did not have this instructor		(0)	0	0.00%													
					0	25	50	100	Question		University			College		Department	
Response Rate	Mean	STD	Median	University	Mean	STD	Median	College	Mean	STD	Median	Department	Mean	STD	Median		
10/18 (55.56%)	4.60	0.70	5.00	65381	4.15	1.08	4.00	14479	3.92	1.20	4.00	2472	3.77	1.17	4.00		

7 - The instructor clearly explained what was expected on assignments and tests.																	
Jens Oberheide																	
Response Option		Weight	Frequency	Percent	Percent Responses	Means											
Strongly Disagree		(1)	0	0.00%		4.10											
Disagree		(2)	1	10.00%	█	4.24											
Neutral		(3)	3	30.00%	█	4.12											
Agree		(4)	0	0.00%		4.09											
Strongly Agree		(5)	6	60.00%	█												
N/A - Did not have this instructor or he/she did not grade		(0)	0	0.00%													
					0	25	50	100	Question		University			College		Department	
Response Rate	Mean	STD	Median	University	Mean	STD	Median	College	Mean	STD	Median	Department	Mean	STD	Median		
10/18 (55.56%)	4.10	1.20	5.00	65400	4.24	1.02	5.00	14473	4.12	1.08	4.00	2471	4.09	0.97	4.00		

Clemson University

202201 Spring 2022 Evaluations

Course: PHYS-4650-001: Thermo and Stat Mech: 202201-PHYS-4650-001-11318-Oberheide
Instructor: Jens Oberheide *
Response Rate: 10/18 (55.56%)

8 - The instructor kept me informed about my progress in the course.

Jens Oberheide

Response Option	Weight	Frequency	Percent	Percent Responses	Means													
Strongly Disagree	(1)	0	0.00%		4.50	4.20	4.05	4.06										
Disagree	(2)	1	10.00%	█														
Neutral	(3)	0	0.00%															
Agree	(4)	2	20.00%	█														
Strongly Agree	(5)	7	70.00%	████████														
N/A - Did not have this instructor	(0)	0	0.00%															
					0	25	50	100	Question	University			College			Department		
Response Rate	Mean	STD	Median	University	Mean	STD	Median	College	Mean	STD	Median	Department	Mean	STD	Median			
10/18 (55.56%)	4.50	0.97	5.00	65427	4.20	1.02	4.00	14481	4.05	1.12	4.00	2475	4.06	0.95	4.00			

9 - The feedback I received on assignments and tests gave me the opportunity to improve my performance.

Jens Oberheide

Response Option	Weight	Frequency	Percent	Percent Responses	Means													
Strongly Disagree	(1)	0	0.00%		4.50	4.07	3.84	3.82										
Disagree	(2)	0	0.00%															
Neutral	(3)	1	10.00%	█														
Agree	(4)	3	30.00%	██														
Strongly Agree	(5)	6	60.00%	████														
N/A - Did not have this instructor or he/she did not grade	(0)	0	0.00%															
					0	25	50	100	Question	University			College			Department		
Response Rate	Mean	STD	Median	University	Mean	STD	Median	College	Mean	STD	Median	Department	Mean	STD	Median			
10/18 (55.56%)	4.50	0.71	5.00	65409	4.07	1.09	4.00	14482	3.84	1.19	4.00	2475	3.82	1.10	4.00			

10 - The instructor's grading procedures gave a fair evaluation of my understanding of the material. (If this instructor did not do any grading, choose not applicable)

Jens Oberheide

Response Option	Weight	Frequency	Percent	Percent Responses	Means													
Strongly Disagree	(1)	0	0.00%		4.30	4.24	4.10	4.11										
Disagree	(2)	1	10.00%	█														
Neutral	(3)	1	10.00%	█														
Agree	(4)	2	20.00%	██														
Strongly Agree	(5)	6	60.00%	████														
N/A - Did not have this instructor or he/she did not grade	(0)	0	0.00%															
					0	25	50	100	Question	University			College			Department		
Response Rate	Mean	STD	Median	University	Mean	STD	Median	College	Mean	STD	Median	Department	Mean	STD	Median			
10/18 (55.56%)	4.30	1.06	5.00	65356	4.24	0.98	5.00	14465	4.10	1.06	4.00	2472	4.11	0.91	4.00			

11 - How much work did you put into this course relative to your other courses?

Response Option	Weight	Frequency	Percent	Percent Responses	Means													
Much less work in this course	(1)	0	0.00%		4.50	3.29	3.65	3.47										
Less work in this course	(2)	0	0.00%															
About the same	(3)	0	0.00%															
More work in this course	(4)	5	50.00%	████														
Much more work in this course	(5)	5	50.00%	████														
					0	25	50	100	Question	University			College			Department		
Response Rate	Mean	STD	Median	University	Mean	STD	Median	College	Mean	STD	Median	Department	Mean	STD	Median			
10/18 (55.56%)	4.50	0.53	4.50	65358	3.29	0.97	3.00	14465	3.65	0.94	4.00	2464	3.47	0.91	3.00			

Clemson University
202201 Spring 2022 Evaluations

Course: PHYS-4650-001: Thermo and Stat Mech: 202201-PHYS-4650-001-11318-Oberheide
Instructor: Jens Oberheide *
Response Rate: 10/18 (55.56%)

12 - How difficult was this course for you relative to your other courses?																																																
Response Option		Weight	Frequency	Percent	Percent Responses	Means																																										
Much easier than other courses		(1)	0	0.00%		4.40				3.21			3.69		3.51																																	
Somewhat easier than other courses		(2)	0	0.00%		Question				University			College		Department																																	
About the same		(3)	1	10.00%		Mean				STD			Median		Department																																	
More difficult than other courses		(4)	4	40.00%		10/18 (55.56%)				65437			3.21			1.07																																
Much more difficult than other courses		(5)	5	50.00%		3.00				14487			3.69			1.01																																
Not sure/New student at CU		(0)	0	0.00%		4.00				2472			3.51			0.98		4.00																														
<table border="1"> <thead> <tr> <th>Response Rate</th> <th>Mean</th> <th>STD</th> <th>Median</th> <th>University</th> <th>Mean</th> <th>STD</th> <th>Median</th> <th>College</th> <th>Mean</th> <th>STD</th> <th>Median</th> <th>Department</th> <th>Mean</th> <th>STD</th> <th>Median</th> </tr> </thead> <tbody> <tr> <td>10/18 (55.56%)</td> <td>4.40</td> <td>0.70</td> <td>4.50</td> <td>65437</td> <td>3.21</td> <td>1.07</td> <td>3.00</td> <td>14487</td> <td>3.69</td> <td>1.01</td> <td>4.00</td> <td>2472</td> <td>3.51</td> <td>0.98</td> <td>4.00</td> </tr> </tbody> </table>																	Response Rate	Mean	STD	Median	University	Mean	STD	Median	College	Mean	STD	Median	Department	Mean	STD	Median	10/18 (55.56%)	4.40	0.70	4.50	65437	3.21	1.07	3.00	14487	3.69	1.01	4.00	2472	3.51	0.98	4.00
Response Rate	Mean	STD	Median	University	Mean	STD	Median	College	Mean	STD	Median	Department	Mean	STD	Median																																	
10/18 (55.56%)	4.40	0.70	4.50	65437	3.21	1.07	3.00	14487	3.69	1.01	4.00	2472	3.51	0.98	4.00																																	

13 - Was this course required to graduate?																		
Response Option		Weight	Frequency	Percent	Percent Responses	Means												
Yes		(1)	9	90.00%														
No		(2)	1	10.00%														
<table border="1"> <thead> <tr> <th>Response Rate</th> </tr> </thead> <tbody> <tr> <td>10/18 (55.56%)</td> </tr> </tbody> </table>																	Response Rate	10/18 (55.56%)
Response Rate																		
10/18 (55.56%)																		

14 - Was this course in your major?																		
Response Option		Weight	Frequency	Percent	Percent Responses	Means												
Yes		(1)	9	90.00%														
No		(2)	1	10.00%														
<table border="1"> <thead> <tr> <th>Response Rate</th> </tr> </thead> <tbody> <tr> <td>10/18 (55.56%)</td> </tr> </tbody> </table>																	Response Rate	10/18 (55.56%)
Response Rate																		
10/18 (55.56%)																		

15 - Was this course team-taught?																		
Response Option		Weight	Frequency	Percent	Percent Responses	Means												
Yes		(1)	0	0.00%														
No		(2)	10	100.00%														
<table border="1"> <thead> <tr> <th>Response Rate</th> </tr> </thead> <tbody> <tr> <td>10/18 (55.56%)</td> </tr> </tbody> </table>																	Response Rate	10/18 (55.56%)
Response Rate																		
10/18 (55.56%)																		

16 - Please indicate your satisfaction with the availability of the instructor outside the classroom by choosing one response from the scale. In selecting your rating, consider the instructor's availability via established office hours, appointments, and other opportunities for face-to-face interaction as well as via telephone, email, fax and other means.																																																
Response Option		Weight	Frequency	Percent	Percent Responses	Means																																										
Very Dissatisfied		(1)	0	0.00%		3.80				3.42			3.31		3.23																																	
Dissatisfied		(2)	0	0.00%		Question				University			College		Department																																	
Satisfied		(3)	2	20.00%		Mean				STD			Median		Department																																	
Very Satisfied		(4)	8	80.00%		3.00				14401			3.31			0.70																																
				3.00				2457			3.23			0.61		3.00																																
<table border="1"> <thead> <tr> <th>Response Rate</th> <th>Mean</th> <th>STD</th> <th>Median</th> <th>University</th> <th>Mean</th> <th>STD</th> <th>Median</th> <th>College</th> <th>Mean</th> <th>STD</th> <th>Median</th> <th>Department</th> <th>Mean</th> <th>STD</th> <th>Median</th> </tr> </thead> <tbody> <tr> <td>10/18 (55.56%)</td> <td>3.80</td> <td>0.42</td> <td>4.00</td> <td>65109</td> <td>3.42</td> <td>0.66</td> <td>3.00</td> <td>14401</td> <td>3.31</td> <td>0.70</td> <td>3.00</td> <td>2457</td> <td>3.23</td> <td>0.61</td> <td>3.00</td> </tr> </tbody> </table>																	Response Rate	Mean	STD	Median	University	Mean	STD	Median	College	Mean	STD	Median	Department	Mean	STD	Median	10/18 (55.56%)	3.80	0.42	4.00	65109	3.42	0.66	3.00	14401	3.31	0.70	3.00	2457	3.23	0.61	3.00
Response Rate	Mean	STD	Median	University	Mean	STD	Median	College	Mean	STD	Median	Department	Mean	STD	Median																																	
10/18 (55.56%)	3.80	0.42	4.00	65109	3.42	0.66	3.00	14401	3.31	0.70	3.00	2457	3.23	0.61	3.00																																	

Clemson University

202201 Spring 2022 Evaluations

Course: PHYS-4650-001: Thermo and Stat Mech: 202201-PHYS-4650-001-11318-Oberheide
Instructor: Jens Oberheide *
Response Rate: 10/18 (55.56%)

17 - Please comment on the strengths of the instructor and the course.

Jens Oberheide

Response Rate	10/18 (55.56%)
----------------------	----------------

- This was perhaps the most organized class I have taken at Clemson. The professor came to lecture well prepared and organized and ready for the day. I appreciate that he would write the goals for the day and what we learned in previous classes at the beginning of every lecture. It was clear the professor was very knowledgeable about the topic of the class and wanted us to understand the material. I appreciated the open office hour policy, as it was great to be able to go ask questions as I came across them in the homework. Dr. Oberheide did a great job teaching this class and I honestly wish I got to have more classes taught by him.
- Prepares us for higher level physics instead of going over the extreme basics. He gives a good foundation that can be applied to other fields if we choose to do so.
- Dr Oberheide is both very professional, but not dull. I found it relatively easy to stay engaged in the class, despite it being one of my longest and the first in the day. Also, he was available essentially whenever I needed him to be.
- Very direct in the material and is very knowledgeable on the subject and can show it when questions are asked.
- He is very organized and good at explaining complicated subjects
- Dr. Oberheide was always in his office if you had any questions about homework or any topic covered in class. He made it really easy to talk with him about the content and he is a nice person. This class is the most organized and clear class I have taken. The topics were often written out at the start of lecture so we knew what we should be taking away from every lecture. He always had notes prepared and ready for each class, so it never felt like we were just rambling through the content. The homework was difficult sometimes, but it was also the most interesting homework I had. Some of the problems were cool to think about and fun to do.
- The material was laid out clearly and concisely.
- This professor was very well-organized. The way he taught the class made not taking very easy and helped me understand the complicated topics at hand.
- Dr. Oberheide is very knowledgeable on the topics we covered and never missed a beat. He also consistently made the course work relevant with real world applications and through in some humor here and there to make the class more engaging which I enjoyed.
- n/a

18 - Please comment on the weaknesses of the instructor and the course.

Jens Oberheide

Response Rate	10/18 (55.56%)
----------------------	----------------

- Dr. Oberheide never did explicitly say that he wanted us to write out every detail of our homework. Many people may have struggled with the homework because most other classes do not require the same level of detail as this class's homework did.
- Nothing big. I would only ask that we could see more visuals much more often. We do get to see plenty of boxes and cylinders, but sometimes I found myself confused about real scenarios. (I'm not implying that a professor should be an artist, but maybe generate some simulations if you are able, or send some links)
- What we learned and did in class did not feel like it prepared me for the homework assignments. I felt like I knew what the stuff we were talking about was, but I didn't (and likely still don't) have any hint of a clue how to use that to solve homework or exam problems.
- Feedback of hw and tests is not extremely help and sometimes does not say convey what he wants on assignments during teaching.
- The requirements for the homework were sometimes unclear. It was hard to tell if a mathematical proof, a written explanation, or both were required to get full credit on a problem.
- Dr. Oberheide has no weaknesses that I find harmful to the course.
- A lot of assumptions based on previous knowledge were made though not everyone had been taught it yet.
- It took me some time to realize what he was looking for in the homework. This could have been made more clear in the beginning. Other than that, I have no critiques.
- I found a few of the homework questions difficult because it was unclear what we could and could not assume. I am not talking about the thermo questions where you have to decide if something is constant or not, but the questions where something would be assumed to be like an ideal gas or the problem with treating photons particles with extremely small mass. These questions were rare though.
- n/a

19 - Please comment on any teaching methods you found particularly helpful, and suggest alternative methods that you feel would improve the course.

Response Rate	10/18 (55.56%)
----------------------	----------------

- I liked how Dr Oberheide would write what we learned previously and what we would learn that day at the beginning of every class. I also like how everything he wrote on the board was something he expected you to know. Many professors will write random scratch work on the board and it can be difficult to tell what is important and what is not.
- Focuses on derivations, which is something that can be glossed over in other courses. Plenty of exercises in the homeworks.
- Consistent due dates on assignments are a huge lifesaver, and something Dr. Oberheide employs. I wish we would go over more examples in class, perhaps run through a homework problem or two.
- More hw help, possible recitation hours.
- The homework questions challenged me to think about the subject in a way that made it easy to remember.
- I really like that Dr. Oberheide would write what we did last class, and what we will do in today's class. That was particularly helpful. The organization and clarity of his notes also helped me understand the content. The flow of the content made it clear to follow what the next thing should be. I found that I often could think about what is going on and what might happen next and it all connected nicely.
- More in class problems formatted similarly to homework problems might help.
- I loved that all of the discussions in class were written on the board. The notes being written on the board were thorough and easy to follow.
- I appreciated the feedback on the homeworks and exams; this was key to my success in the class.
- n/a

Clemson University
202201 Spring 2022 Evaluations

Course: PHYS-4650-001: Thermo and Stat Mech: 202201-PHYS-4650-001-11318-Oberheide
Instructor: Jens Oberheide *
Response Rate: 10/18 (55.56 %)

20 - Would you recommend this instructor to a friend? Yes or no? Why?	
Jens Oberheide	
Response Rate	10/18 (55.56%)
<ul style="list-style-type: none"> • Yes, Dr. Oberheide was very organized and helpful during this class and this was one of my favorite classes I have taken so far. I would definitely recommend this instructor. • Yes. The instructor made a previously difficult subject much less difficult. • I would, with the caveat that they sit close to the front and are interested in or good at the topic being taught. • Yes, I am not sure who else would teach thermo but if there were to be anyone to do it, it should be him. • Yes. Because of this class, I learned a lot and am confident in my understanding of thermodynamics and statistical mechanics. • Yes. The grading of the course is more rigorous than others, but I feel well prepared in my understanding. Dr. Oberheide is also just a fun person to talk to. • Yes because he clearly understands the information and is the only instructor for this course. • Yes. The class was admittedly hard, but allowed me to learn many new topics in a way I was satisfied with. • Yes I would, he was very informative and I enjoyed his class! • n/a 	

Mean of Means Calculations	Mean	University	College	Department
Overall Average	4.43	4.23	4.05	3.98