

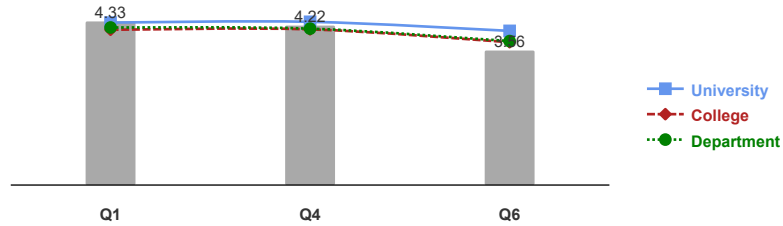
Clemson University

202108 Fall 2021 Evaluations

Course: PHYS-8210-001: Classical Mech I: 202108-PHYS-8210-001-80879-Oberheide
Instructor: Jens Oberheide *
Response Rate: 9/18 (50.00 %)

At A Glance:Communication

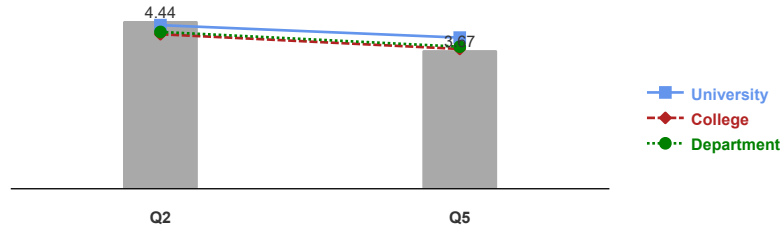
Strongly Agree
Agree
Neutral
Disagree
Strongly Disagree
N/A - Did not have this instructor



Q1 - The instructor clearly communicated what I was expected to learn.
 Q4 - There was a positive interaction between the class and the instructor.
 Q6 - The instructor's verbal communication skills helped me understand the course material.

At A Glance:Course Org and Relevance

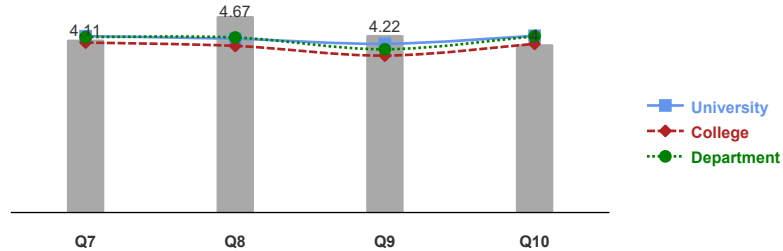
Strongly Agree
Agree
Neutral
Disagree
Strongly Disagree
N/A - Did not have this instructor



Q2 - The instructor made the relevance of the course material clear.
 Q5 - The instructor's teaching methods helped me understand the course material.

At A Glance:Grading and Progress Reports

Strongly Agree
Agree
Neutral
Disagree
Strongly Disagree
N/A - Did not have this instructor or he/she did not grade



Q7 - The instructor clearly explained what was expected on assignments and tests.
 Q8 - The instructor kept me informed about my progress in the course.
 Q9 - The feedback I received on assignments and tests gave me the opportunity to improve my performance.
 Q10 - The instructor's grading procedures gave a fair evaluation of my understanding of the material. (If this instructor did not do any grading, choose not applicable)

Clemson University
202108 Fall 2021 Evaluations

Course: PHYS-8210-001: Classical Mech I: 202108-PHYS-8210-001-80879-Oberheide
Instructor: Jens Oberheide *
Response Rate: 9/18 (50.00 %)

1 - The instructor clearly communicated what I was expected to learn.																
Jens Oberheide																
Response Option		Weight	Frequency	Percent	Percent Responses	Means										
Strongly Disagree		(1)	0	0.00%		4.33	4.30	4.11	4.17	Question		University		College		Department
Disagree		(2)	0	0.00%		4.44	4.33	4.09	4.15	Question		University		College		Department
Neutral		(3)	1	11.11%		4.09	4.15	4.01	4.10	Question		University		College		Department
Agree		(4)	4	44.44%		4.01	4.10	4.01	4.10	Question		University		College		Department
Strongly Agree		(5)	4	44.44%		4.01	4.10	4.01	4.10	Question		University		College		Department
N/A - Did not have this instructor		(0)	0	0.00%		4.01	4.10	4.01	4.10	Question		University		College		Department
Response Rate	Mean	STD	Median	University	Mean	STD	Median	College	Mean	STD	Median	Department	Mean	STD	Median	
9/18 (50.00%)	4.33	0.71	4.00	73006	4.30	0.96	5.00	17661	4.11	1.06	4.00	2217	4.17	0.97	4.00	

2 - The instructor made the relevance of the course material clear.																
Jens Oberheide																
Response Option		Weight	Frequency	Percent	Percent Responses	Means										
Strongly Disagree		(1)	0	0.00%		4.44	4.33	4.09	4.15	Question		University		College		Department
Disagree		(2)	0	0.00%		4.09	4.15	4.01	4.10	Question		University		College		Department
Neutral		(3)	0	0.00%		4.01	4.10	4.01	4.10	Question		University		College		Department
Agree		(4)	5	55.56%		4.01	4.10	4.01	4.10	Question		University		College		Department
Strongly Agree		(5)	4	44.44%		4.01	4.10	4.01	4.10	Question		University		College		Department
N/A - Did not have this instructor		(0)	0	0.00%		4.01	4.10	4.01	4.10	Question		University		College		Department
Response Rate	Mean	STD	Median	University	Mean	STD	Median	College	Mean	STD	Median	Department	Mean	STD	Median	
9/18 (50.00%)	4.44	0.53	4.00	72894	4.33	0.93	5.00	17654	4.09	1.06	4.00	2213	4.15	0.97	4.00	

3 - The course was well-organized.																
Jens Oberheide																
Response Option		Weight	Frequency	Percent	Percent Responses	Means										
Strongly Disagree		(1)	0	0.00%		4.44	4.14	4.01	4.10	Question		University		College		Department
Disagree		(2)	0	0.00%		4.01	4.10	4.01	4.10	Question		University		College		Department
Neutral		(3)	1	11.11%		4.01	4.10	4.01	4.10	Question		University		College		Department
Agree		(4)	3	33.33%		4.01	4.10	4.01	4.10	Question		University		College		Department
Strongly Agree		(5)	5	55.56%		4.01	4.10	4.01	4.10	Question		University		College		Department
N/A - Did not have this instructor		(0)	0	0.00%		4.01	4.10	4.01	4.10	Question		University		College		Department
Response Rate	Mean	STD	Median	University	Mean	STD	Median	College	Mean	STD	Median	Department	Mean	STD	Median	
9/18 (50.00%)	4.44	0.73	5.00	72744	4.14	1.02	4.00	17583	4.01	1.08	4.00	2185	4.10	0.93	4.00	

4 - There was a positive interaction between the class and the instructor.																
Jens Oberheide																
Response Option		Weight	Frequency	Percent	Percent Responses	Means										
Strongly Disagree		(1)	0	0.00%		4.22	4.32	4.12	4.14	Question		University		College		Department
Disagree		(2)	0	0.00%		4.01	4.10	4.01	4.10	Question		University		College		Department
Neutral		(3)	2	22.22%		4.01	4.10	4.01	4.10	Question		University		College		Department
Agree		(4)	3	33.33%		4.01	4.10	4.01	4.10	Question		University		College		Department
Strongly Agree		(5)	4	44.44%		4.01	4.10	4.01	4.10	Question		University		College		Department
N/A - Did not have this instructor		(0)	0	0.00%		4.01	4.10	4.01	4.10	Question		University		College		Department
Response Rate	Mean	STD	Median	University	Mean	STD	Median	College	Mean	STD	Median	Department	Mean	STD	Median	
9/18 (50.00%)	4.22	0.83	4.00	72877	4.32	0.96	5.00	17636	4.12	1.07	4.00	2209	4.14	1.02	4.00	

Clemson University
202108 Fall 2021 Evaluations

Course: PHYS-8210-001: Classical Mech I: 202108-PHYS-8210-001-80879-Oberheide
Instructor: Jens Oberheide *
Response Rate: 9/18 (50.00 %)

5 - The instructor's teaching methods helped me understand the course material.																	
Jens Oberheide																	
Response Option		Weight	Frequency	Percent	Percent Responses	Means											
Strongly Disagree		(1)	0	0.00%													
Disagree		(2)	1	11.11%	■	3.67 4.00 3.70 3.76											
Neutral		(3)	3	33.33%	■												
Agree		(4)	3	33.33%	■												
Strongly Agree		(5)	2	22.22%	■												
N/A - Did not have this instructor		(0)	0	0.00%													
					0	25	50	100	Question		University			College		Department	
Response Rate	Mean	STD	Median	University	Mean	STD	Median	College	Mean	STD	Median	Department	Mean	STD	Median		
9/18 (50.00%)	3.67	1.00	4.00	72874	4.00	1.14	4.00	17637	3.70	1.27	4.00	2211	3.76	1.21	4.00		

6 - The instructor's verbal communication skills helped me understand the course material.																	
Jens Oberheide																	
Response Option		Weight	Frequency	Percent	Percent Responses	Means											
Strongly Disagree		(1)	0	0.00%													
Disagree		(2)	1	11.11%	■	3.56 4.08 3.78 3.81											
Neutral		(3)	3	33.33%	■												
Agree		(4)	4	44.44%	■												
Strongly Agree		(5)	1	11.11%	■												
N/A - Did not have this instructor		(0)	0	0.00%													
					0	25	50	100	Question		University			College		Department	
Response Rate	Mean	STD	Median	University	Mean	STD	Median	College	Mean	STD	Median	Department	Mean	STD	Median		
9/18 (50.00%)	3.56	0.88	4.00	72809	4.08	1.11	4.00	17630	3.78	1.24	4.00	2209	3.81	1.20	4.00		

7 - The instructor clearly explained what was expected on assignments and tests.																	
Jens Oberheide																	
Response Option		Weight	Frequency	Percent	Percent Responses	Means											
Strongly Disagree		(1)	0	0.00%													
Disagree		(2)	1	11.11%	■	4.11 4.19 4.04 4.17											
Neutral		(3)	1	11.11%	■												
Agree		(4)	3	33.33%	■												
Strongly Agree		(5)	4	44.44%	■												
N/A - Did not have this instructor or he/she did not grade		(0)	0	0.00%													
					0	25	50	100	Question		University			College		Department	
Response Rate	Mean	STD	Median	University	Mean	STD	Median	College	Mean	STD	Median	Department	Mean	STD	Median		
9/18 (50.00%)	4.11	1.05	4.00	72871	4.19	1.04	5.00	17642	4.04	1.11	4.00	2211	4.17	0.95	4.00		

Clemson University
202108 Fall 2021 Evaluations

Course: PHYS-8210-001: Classical Mech I: 202108-PHYS-8210-001-80879-Oberheide
Instructor: Jens Oberheide *
Response Rate: 9/18 (50.00 %)

8 - The instructor kept me informed about my progress in the course.

Jens Oberheide

Response Option	Weight	Frequency	Percent	Percent Responses	Means																
Strongly Disagree	(1)	0	0.00%			4.67	4.13	3.96	4.16	Question			University			College			Department		
Disagree	(2)	0	0.00%																		
Neutral	(3)	0	0.00%																		
Agree	(4)	3	33.33%	█																	
Strongly Agree	(5)	6	66.67%	█																	
N/A - Did not have this instructor	(0)	0	0.00%																		
Response Rate	Mean	STD	Median	University	Mean	STD	Median	College	Mean	STD	Median	Department	Mean	STD	Median						
9/18 (50.00%)	4.67	0.50	5.00	72850	4.13	1.04	4.00	17636	3.96	1.14	4.00	2210	4.16	0.95	4.00						

9 - The feedback I received on assignments and tests gave me the opportunity to improve my performance.

Jens Oberheide

Response Option	Weight	Frequency	Percent	Percent Responses	Means																
Strongly Disagree	(1)	0	0.00%			4.22	4.01	3.73	3.88	Question			University			College			Department		
Disagree	(2)	0	0.00%																		
Neutral	(3)	1	11.11%	█																	
Agree	(4)	5	55.56%	█																	
Strongly Agree	(5)	3	33.33%	█																	
N/A - Did not have this instructor or he/she did not grade	(0)	0	0.00%																		
Response Rate	Mean	STD	Median	University	Mean	STD	Median	College	Mean	STD	Median	Department	Mean	STD	Median						
9/18 (50.00%)	4.22	0.67	4.00	72870	4.01	1.11	4.00	17645	3.73	1.20	4.00	2212	3.88	1.10	4.00						

10 - The instructor's grading procedures gave a fair evaluation of my understanding of the material. (If this instructor did not do any grading, choose not applicable)

Jens Oberheide

Response Option	Weight	Frequency	Percent	Percent Responses	Means																
Strongly Disagree	(1)	1	11.11%	█		4.00	4.20	4.01	4.19	Question			University			College			Department		
Disagree	(2)	0	0.00%																		
Neutral	(3)	1	11.11%	█																	
Agree	(4)	3	33.33%	█																	
Strongly Agree	(5)	4	44.44%	█																	
N/A - Did not have this instructor or he/she did not grade	(0)	0	0.00%																		
Response Rate	Mean	STD	Median	University	Mean	STD	Median	College	Mean	STD	Median	Department	Mean	STD	Median						
9/18 (50.00%)	4.00	1.32	4.00	72785	4.20	0.99	4.00	17616	4.01	1.08	4.00	2209	4.19	0.92	4.00						

11 - How much work did you put into this course relative to your other courses?

Response Option	Weight	Frequency	Percent	Percent Responses	Means																
Much less work in this course	(1)	0	0.00%			4.22	3.25	3.61	3.40	Question			University			College			Department		
Less work in this course	(2)	0	0.00%																		
About the same	(3)	1	11.11%	█																	
More work in this course	(4)	5	55.56%	█																	
Much more work in this course	(5)	3	33.33%	█																	
N/A - Did not have this instructor or he/she did not grade	(0)	0	0.00%																		
Response Rate	Mean	STD	Median	University	Mean	STD	Median	College	Mean	STD	Median	Department	Mean	STD	Median						
9/18 (50.00%)	4.22	0.67	4.00	72785	3.25	1.03	3.00	17595	3.61	0.98	4.00	2188	3.40	0.91	3.00						

Clemson University
202108 Fall 2021 Evaluations

Course: PHYS-8210-001: Classical Mech I: 202108-PHYS-8210-001-80879-Oberheide
Instructor: Jens Oberheide *
Response Rate: 9/18 (50.00 %)

12 - How difficult was this course for you relative to your other courses?																																																																									
Response Option		Weight	Frequency	Percent	Percent Responses	Means																																																																			
Much easier than other courses		(1)	0	0.00%		4.00				3.16			3.65		3.46																																																										
Somewhat easier than other courses		(2)	0	0.00%																																																																					
About the same		(3)	1	11.11%																																																																					
More difficult than other courses		(4)	6	66.67%																																																																					
Much more difficult than other courses		(5)	1	11.11%																																																																					
Not sure/New student at CU		(0)	1	11.11%																																																																					
<table border="1" style="width:100%; border-collapse: collapse;"> <thead> <tr> <th colspan="2">Response Rate</th> <th>Mean</th> <th>STD</th> <th>Median</th> <th colspan="3">University</th> <th colspan="3">College</th> <th colspan="2">Question</th> <th colspan="2">University</th> <th colspan="2">College</th> <th colspan="2">Department</th> </tr> <tr> <th>9/18 (50.00%)</th> <th>4.00</th> <th>0.53</th> <th>4.00</th> <th>72849</th> <th>Mean</th> <th>STD</th> <th>Median</th> <th>17609</th> <th>Mean</th> <th>STD</th> <th>Median</th> <th>3.65</th> <th>1.07</th> <th>4.00</th> <th>2194</th> <th>Mean</th> <th>STD</th> <th>Median</th> </tr> </thead> <tbody> <tr> <td></td> <td></td> <td></td> <td></td> <td></td> <td>3.16</td> <td>1.13</td> <td>3.00</td> <td></td> <td></td> <td></td> <td></td> <td></td> <td></td> <td></td> <td></td> <td>3.46</td> <td>1.00</td> <td>3.00</td> </tr> </tbody> </table>																	Response Rate		Mean	STD	Median	University			College			Question		University		College		Department		9/18 (50.00%)	4.00	0.53	4.00	72849	Mean	STD	Median	17609	Mean	STD	Median	3.65	1.07	4.00	2194	Mean	STD	Median						3.16	1.13	3.00									3.46	1.00	3.00
Response Rate		Mean	STD	Median	University			College			Question		University		College		Department																																																								
9/18 (50.00%)	4.00	0.53	4.00	72849	Mean	STD	Median	17609	Mean	STD	Median	3.65	1.07	4.00	2194	Mean	STD	Median																																																							
					3.16	1.13	3.00									3.46	1.00	3.00																																																							

13 - Was this course required to graduate?																											
Response Option		Weight	Frequency	Percent	Percent Responses	Means																					
Yes		(1)	9	100.00%																							
No		(2)	0	0.00%																							
<table border="1" style="width:100%; border-collapse: collapse;"> <thead> <tr> <th colspan="7">Response Rate</th> </tr> <tr> <th colspan="7">9/18 (50.00%)</th> </tr> </thead> <tbody> <tr> <td></td> <td></td> <td></td> <td></td> <td></td> <td></td> <td></td> </tr> </tbody> </table>							Response Rate							9/18 (50.00%)													
Response Rate																											
9/18 (50.00%)																											

14 - Was this course in your major?																											
Response Option		Weight	Frequency	Percent	Percent Responses	Means																					
Yes		(1)	9	100.00%																							
No		(2)	0	0.00%																							
<table border="1" style="width:100%; border-collapse: collapse;"> <thead> <tr> <th colspan="7">Response Rate</th> </tr> <tr> <th colspan="7">9/18 (50.00%)</th> </tr> </thead> <tbody> <tr> <td></td> <td></td> <td></td> <td></td> <td></td> <td></td> <td></td> </tr> </tbody> </table>							Response Rate							9/18 (50.00%)													
Response Rate																											
9/18 (50.00%)																											

15 - Was this course team-taught?																											
Response Option		Weight	Frequency	Percent	Percent Responses	Means																					
Yes		(1)	1	11.11%																							
No		(2)	8	88.89%																							
<table border="1" style="width:100%; border-collapse: collapse;"> <thead> <tr> <th colspan="7">Response Rate</th> </tr> <tr> <th colspan="7">9/18 (50.00%)</th> </tr> </thead> <tbody> <tr> <td></td> <td></td> <td></td> <td></td> <td></td> <td></td> <td></td> </tr> </tbody> </table>							Response Rate							9/18 (50.00%)													
Response Rate																											
9/18 (50.00%)																											

16 - Please indicate your satisfaction with the availability of the instructor outside the classroom by choosing one response from the scale. In selecting your rating, consider the instructor's availability via established office hours, appointments, and other opportunities for face-to-face interaction as well as via telephone, email, fax and other means.																																																																									
Response Option		Weight	Frequency	Percent	Percent Responses	Means																																																																			
Very Dissatisfied		(1)	0	0.00%		3.67				3.38			3.27		3.26																																																										
Dissatisfied		(2)	0	0.00%																																																																					
Satisfied		(3)	3	33.33%																																																																					
Very Satisfied		(4)	6	66.67%																																																																					
<table border="1" style="width:100%; border-collapse: collapse;"> <thead> <tr> <th colspan="2">Response Rate</th> <th>Mean</th> <th>STD</th> <th>Median</th> <th colspan="3">University</th> <th colspan="3">College</th> <th colspan="2">Question</th> <th colspan="2">University</th> <th colspan="2">College</th> <th colspan="2">Department</th> </tr> <tr> <th>9/18 (50.00%)</th> <th>3.67</th> <th>0.50</th> <th>4.00</th> <th>72410</th> <th>Mean</th> <th>STD</th> <th>Median</th> <th>17485</th> <th>Mean</th> <th>STD</th> <th>Median</th> <th>3.27</th> <th>0.70</th> <th>3.00</th> <th>2174</th> <th>Mean</th> <th>STD</th> <th>Median</th> </tr> </thead> <tbody> <tr> <td></td> <td></td> <td></td> <td></td> <td></td> <td>3.38</td> <td>0.66</td> <td>3.00</td> <td></td> <td></td> <td></td> <td></td> <td></td> <td></td> <td></td> <td></td> <td>3.26</td> <td>0.59</td> <td>3.00</td> </tr> </tbody> </table>																	Response Rate		Mean	STD	Median	University			College			Question		University		College		Department		9/18 (50.00%)	3.67	0.50	4.00	72410	Mean	STD	Median	17485	Mean	STD	Median	3.27	0.70	3.00	2174	Mean	STD	Median						3.38	0.66	3.00									3.26	0.59	3.00
Response Rate		Mean	STD	Median	University			College			Question		University		College		Department																																																								
9/18 (50.00%)	3.67	0.50	4.00	72410	Mean	STD	Median	17485	Mean	STD	Median	3.27	0.70	3.00	2174	Mean	STD	Median																																																							
					3.38	0.66	3.00									3.26	0.59	3.00																																																							

Clemson University
202108 Fall 2021 Evaluations

Course: PHYS-8210-001: Classical Mech I: 202108-PHYS-8210-001-80879-Oberheide
Instructor: Jens Oberheide *
Response Rate: 9/18 (50.00 %)

17 - Please comment on the strengths of the instructor and the course.

Jens Oberheide

Response Rate	6/18 (33.33%)
----------------------	---------------

- Professor Oberheide's homeworks were always helpful and provided good practice for the exams.
- I found that Dr. Oberheide is so good with carrying the course in a systematic manner with the guidelines. He covered the course materials with even time distribution. It was so easy to get his access with queries outside the classroom due to his open-door policy in the office room. He was well organized, wanting his students to ask questions and easy to talk to.
- The instructor was very dedicated towards the course with the preparation, notes, timely grading and recitation classes. The weekly homework and the timely feedback was very important.
- This was an excellent course, very well organized and I feel that I now have a very strong understanding of the material. The regular homework sets were great, the quick grading was great, and the recitations were good.
- Dr. Oberheide was always available outside of class in his office for office hours. I was never turned away from his office when going to ask questions. It is clear to me that Dr. Oberheide understands the material and he was able to communicate the importance of the material to me throughout the semester.
- I think this was a very enjoyable course, and Dr. Oberheide is a great teacher.

18 - Please comment on the weaknesses of the instructor and the course.

Jens Oberheide

Response Rate	5/18 (27.78%)
----------------------	---------------

- Sometimes it was really hard to understand the application of the material we learned in class. Most of the class was spent deriving equations but I never really understood why we were deriving them or what the logical thought process was to get the solutions.
- I felt it would be better if he focused some lectures on doing numerical problems so students get the idea of problem-solving techniques, rather than his policy of just providing the theory and expecting students to solve the problems by themselves. I found the level of problems set by him for assignments to be tough. As fruitful it can be for students wanting to do theoretical research, this level of problems might be very tough to swallow for the majority of students wanting to go to experimental sectors.
- I felt the instructor covered a lot of material in the course which hindered the ability to understand the fundamental concepts. The relativity section in particular could have covered in a very different approach since it a broad topic that can't be squeezed into few lectures. Also, problems were reserved exclusively for the assignments and were barely discussed in the class. I strongly feel some relevant problem solving strategies must be discussed in the class which helps with homework assignments.
- The lectures were alright, but mainly felt like a reading of the textbook which did not prove itself to be useful. I found that when studying for the exams, I felt overwhelmed with the material and was unable to recognize what information is most important to know.
- I did not find any weaknesses that stood out to me.

19 - Please comment on any teaching methods you found particularly helpful, and suggest alternative methods that you feel would improve the course.

Response Rate	6/18 (33.33%)
----------------------	---------------

- I enjoyed seeing the examples of problems like the mass and springs on a ring and etc. Thus, to improve the course it would be really helpful to see more examples.
- I loved how his lectures would go on the flow from topic to topic in a systematic manner. However, if he could blend in some numerical problems in his lectures, it would be too helpful.
- The weekly homework and and students making organized notes was particularly helpful.
- The problem sets were very helpful
- I found the availability of an equation sheet on the exam helped in relieving some stress from studying, given that we only have to focus on being able to use the equations and not strictly memorization.
- I think most teaching methods were helpful.

20 - Would you recommend this instructor to a friend? Yes or no? Why?

Jens Oberheide

Response Rate	4/18 (22.22%)
----------------------	---------------

- Yes my understanding of classical mechanics improved a lot.
- I would recommend Dr. Oberheide to someone wanting to do core theoretical research as the level of problems set by him are, I feel, more focused on such students with very strong theoretical insights.
- Yes, This is the course where I learned the most this semester
- Yes I would.

Mean of Means Calculations	Mean	University	College	Department
Overall Average	4.14	4.17	3.95	4.05